



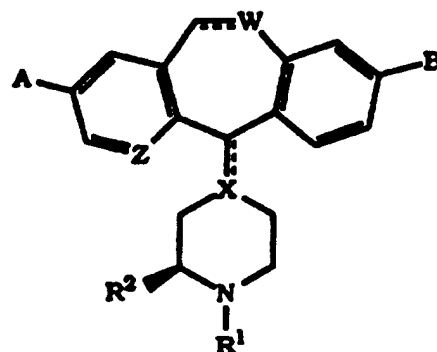
INTERNATIONAL APPLICATION PUBLISHED UNDER THE PATENT COOPERATION TREATY (PCT)

<p>(51) International Patent Classification ⁶ : C07D 221/16, A61K 31/435, C07D 401/04, 491/04, 405/12, 401/12</p>	<p>A1</p>	<p>(11) International Publication Number: WO 96/31478</p> <p>(43) International Publication Date: 10 October 1996 (10.10.96)</p>
<p>(21) International Application Number: PCT/US96/04172</p> <p>(22) International Filing Date: 3 April 1996 (03.04.96)</p> <p>(30) Priority Data: 08/418,323 7 April 1995 (07.04.95) US</p> <p>(71) Applicants: SCHERING CORPORATION [US/US]; 2000 Galloping Hill Road, Kenilworth, NJ 07033 (US). PHARMACOEPIA, INC. [US/US]; 101 College Road East, Princeton, NJ 08540 (US).</p> <p>(72) Inventors: AFONSO, Adriano; 10 Woodmere Road, West Caldwell, NJ 07006 (US). BALDWIN, John, J.; 621 Gypsy Hill Circle, Gwynedd Valley, PA 19437 (US). DOLL, Ronald, J.; 126 Union Avenue, Maplewood, NJ 07040 (US). LI, Ge; 27 Marco Polo Court, Franklin Park, NJ 08823 (US). MALLAMS, Alan, K.; 147 Kings Highway, Hackettstown, NJ 07840 (US). NJOROGE, F., George; 2597 Juliat Place, Union, NJ 07083 (US). RANE, Dinanath, F.; 2 Hayground Court, Morganville, NJ 07751 (US). READER, John, C.; 112 Biscayne Court #8, Princeton, NJ 08540 (US). ROSSMAN, Randall, R.; 82 Oakley Terrace, Nutley, NJ 07110 (US).</p>	<p>(74) Agents: JEANETTE, Henry, C. et al.; Schering-Plough Corporation, Patent Dept. K-6-1 1990, 2000 Galloping Hill Road, Kenilworth, NJ 07033-0530 (US).</p> <p>(81) Designated States: AL, AM, AU, AZ, BB, BG, BR, BY, CA, CN, CZ, EE, GE, HU, IS, JP, KG, KR, KZ, LK, LR, LT, LV, MD, MG, MK, MN, MX, NO, NZ, PL, RO, RU, SG, SI, SK, TJ, TM, TR, TT, UA, UZ, VN, ARIPO patent (KE, LS, MW, SD, SZ, UG), Eurasian patent (AM, AZ, BY, KG, KZ, MD, RU, TJ, TM), European patent (AT, BE, CH, DE, DK, ES, FI, FR, GB, GR, IE, IT, LU, MC, NL, PT, SE), OAPI patent (BF, BJ, CF, CG, CI, CM, GA, GN, ML, MR, NE, SN, TD, TG).</p> <p>Published <i>With international search report. Before the expiration of the time limit for amending the claims and to be republished in the event of the receipt of amendments.</i></p>	

(54) Title: TRICYCLIC COMPOUNDS USEFUL FOR INHIBITION OF G-PROTEIN FUNCTION AND FOR TREATMENT OF PROLIFERATIVE DISEASES

(57) Abstract

Novel compounds of Formula (1.0) are disclosed. Also disclosed is a method of inhibiting Ras function and therefore inhibiting the abnormal growth of cells. The method comprises administering a compound of formula (1.0) to a biological system. In particular, the method inhibits the abnormal growth of cells in a mammal such as a human being.



(1.0)

FOR THE PURPOSES OF INFORMATION ONLY

Codes used to identify States party to the PCT on the front pages of pamphlets publishing international applications under the PCT.

AM	Armenia	GB	United Kingdom	MW	Malawi
AT	Austria	GE	Georgia	MX	Mexico
AU	Australia	GN	Guinea	NE	Niger
BB	Barbados	GR	Greece	NL	Netherlands
BE	Belgium	HU	Hungary	NO	Norway
BF	Burkina Faso	IE	Ireland	NZ	New Zealand
BG	Bulgaria	IT	Italy	PL	Poland
BJ	Benin	JP	Japan	PT	Portugal
BR	Brazil	KE	Kenya	RO	Romania
BY	Belarus	KG	Kyrgyzstan	RU	Russian Federation
CA	Canada	KP	Democratic People's Republic of Korea	SD	Sudan
CF	Central African Republic	KR	Republic of Korea	SE	Sweden
CG	Congo	KZ	Kazakhstan	SG	Singapore
CH	Switzerland	LI	Liechtenstein	SI	Slovenia
CI	Côte d'Ivoire	LK	Sri Lanka	SK	Slovakia
CM	Cameroon	LR	Liberia	SN	Senegal
CN	China	LT	Lithuania	SZ	Swaziland
CS	Czechoslovakia	LU	Luxembourg	TD	Chad
CZ	Czech Republic	LV	Latvia	TG	Togo
DE	Germany	MC	Monaco	TJ	Tajikistan
DK	Denmark	MD	Republic of Moldova	TT	Trinidad and Tobago
EE	Estonia	MG	Madagascar	UA	Ukraine
ES	Spain	ML	Mali	UG	Uganda
FI	Finland	MN	Mongolia	US	United States of America
FR	France	MR	Mauritania	UZ	Uzbekistan
GA	Gabon			VN	Viet Nam

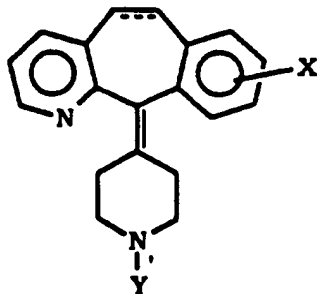
**TRICYCLIC COMPOUNDS USEFUL FOR INHIBITION OF
G-PROTEIN FUNCTION AND FOR TREATMENT OF
PROLIFERATIVE DISEASES**

5

BACKGROUND

International Publication Number WO92/11034, published July 9, 1992, discloses a method of increasing the sensitivity of a tumor to an antineoplastic agent, which tumor is resistant to the antineoplastic agent, by the concurrent administration of the antineoplastic agent and a potentiating agent of the formula:

10



wherein Y' is hydrogen, substituted carboxylate or substituted sulfonyl. Examples of such potentiating agents include 11-(4-piperidylidene)-5H-benzo[5,6]cyclohepta[1,2-b]pyridines such as Loratadine.

15

To acquire transforming potential, the precursor of the Ras oncoprotein must undergo farnesylation of the cysteine residue located in a carboxyl-terminal tetrapeptide. Inhibitors of the enzyme that catalyzes this modification, farnesyl protein transferase, have therefore been suggested as anticancer agents for tumors in which Ras contributes to transformation. Mutated, oncogenic forms of ras are frequently found in many human cancers, most notably in more than 50% of colon and pancreatic carcinomas (Kohl et al., Science, Vol. 260, 1834 to 1837, 1993).

20

A welcome contribution to the art would be compounds useful for the inhibition of farnesyl protein transferase. Such a contribution is provided by this invention.

SUMMARY OF THE INVENTION

25

Inhibition of farnesyl protein transferase by tricyclic compounds of this invention has not been reported previously. Thus, this invention provides a method for inhibiting farnesyl protein transferase using tricyclic compounds of this invention which: (i) potently inhibit farnesyl protein

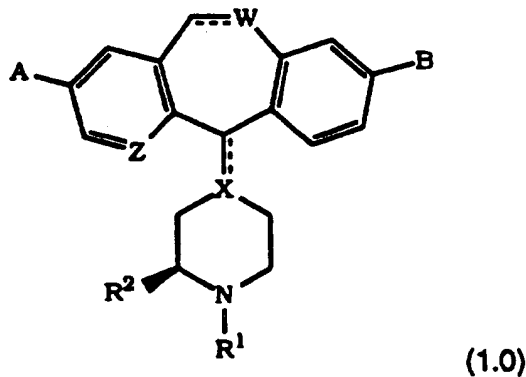
30

- 2 -

transferase, but not geranylgeranyl protein transferase I, *in vitro*; (ii) block the phenotypic change induced by a form of transforming Ras which is a farnesyl acceptor but not by a form of transforming Ras engineered to be a geranylgeranyl acceptor; (iii) block intracellular processing of Ras which is a farnesyl acceptor but not of Ras engineered to be a geranylgeranyl acceptor; and (iv) block abnormal cell growth in culture induced by transforming Ras.

This invention provides a method for inhibiting the abnormal growth of cells, including transformed cells, by administering an effective amount of a compound of this invention. Abnormal growth of cells refers to cell growth independent of normal regulatory mechanisms (e.g., loss of contact inhibition). This includes the abnormal growth of: (1) tumor cells (tumors) expressing an activated Ras oncogene; (2) tumor cells in which the Ras protein is activated as a result of oncogenic mutation in another gene; and (3) benign and malignant cells of other proliferative diseases in which aberrant Ras activation occurs.

The compounds useful in the claimed methods are novel compounds represented by Formula (1.0)



20 wherein:

A and B are independently selected from H, halo or C₁-C₆ alkyl;

Z is N or CH;

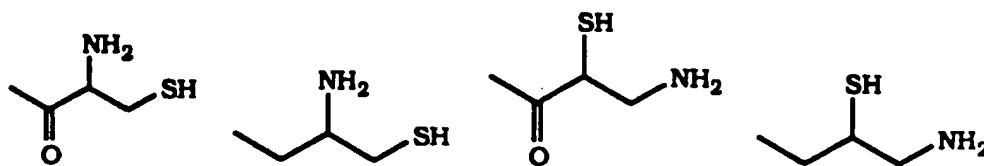
W is CH, CH₂, O or S, wherein the dotted line to W represents a double bond which is present when W is CH;

25 X is C, CH or N, wherein the dotted line connecting X to the tricyclic ring system represents a double bond which is present when X is C;

R¹ is selected from:

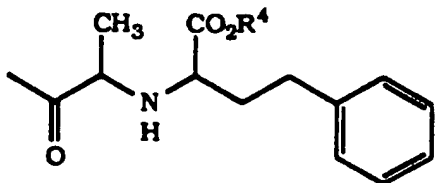
1) a group of the formula:

- 3 -



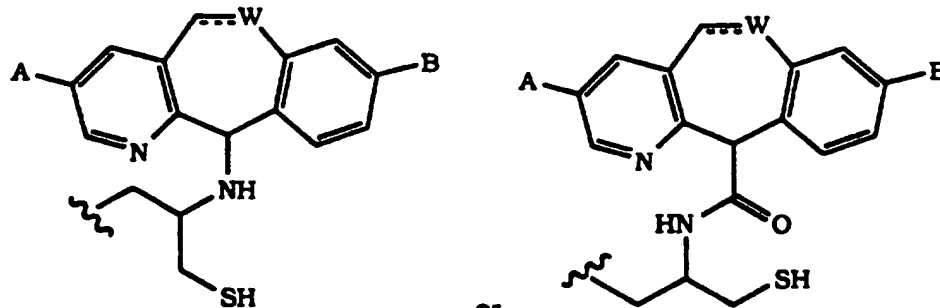
or disulfide dimers thereof;

2) a group of the formula:



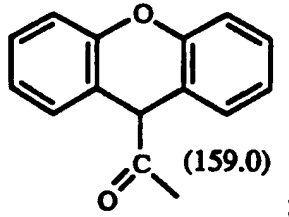
5

3) a group of the formula:



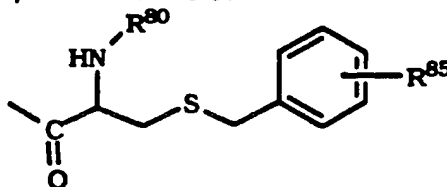
wherein W, A and B are as defined above;

4) a group of the formula:



10

5) a group of the formula:

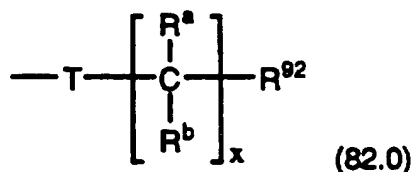


wherein R⁸⁰ is selected from H or -C(O)OR⁹⁰ wherein R⁹⁰ is a C₁-C₆ alkyl group (e.g., -C(CH₃)₃), and R⁸⁵ is a C₁-C₆ alkoxy group (e.g., p-OCH₃); and

15

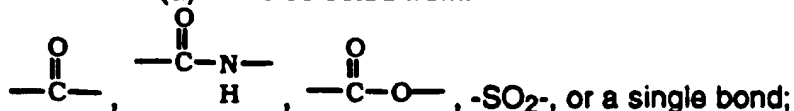
6) a group of the formula:

- 4 -



wherein:

(a) T is selected from:



5

(b) x is 0, 1, 2, 3, 4, 5 or 6;

(c) each R^a and each R^b is independently selected from H, aryl, alkyl, alkoxy, aralkyl, amino, alkylamino, heterocycloalkyl, ---COOR^{60} , $\text{---NH}\{\text{C}(\text{O})\}_z\text{R}^{60}$ (wherein z is 0 or 1), or $\text{---}(\text{CH})_w\text{S}(\text{O})_m\text{R}^{60}$ (wherein w is 0, 1, 2 or 3, and m is 0, 1 or 2); or R^a and R^b taken together can represent

10 cycloalkyl, =N-O-alkyl , =O or heterocycloalkyl; with the proviso that for the same carbon, R^a is not selected from alkoxy, amino, alkylamino or $\text{---NH}\{\text{C}(\text{O})\}_z\text{R}^{60}$ when R^b is selected from alkoxy, amino, alkylamino or $\text{---NH}\{\text{C}(\text{O})\}_z\text{R}^{60}$; and with the proviso that when T is a single bond, for the first carbon containing R^a and R^b , R^a and R^b are not selected from alkoxy,

15 alkylamino, amino or ---NHR^{60} (i.e., $\text{---NH}\{\text{C}(\text{O})\}_z\text{R}^{60}$ wherein z is 0) (i.e., R^a and R^b on the first carbon bound to T, when T is a single bond, are not alkoxy, alkylamino, amino or ---NHR^{60}); and

(d) R^{92} can represent H, alkyl, aryl, aryloxy, arylthio, aralkoxy, aralkyl, heteroaryl or heterocycloalkyl;

20

 R^{60} represents H, alkyl, aryl or aralkyl; R^4 is H or $\text{C}_1\text{---C}_6$ alkyl;

R^2 is selected from: H, $\text{---C}(\text{O})\text{OR}^6$, $\text{---C}(\text{O})\text{NR}^6\text{R}^7$, $\text{C}_1\text{---C}_8$ alkyl, $\text{C}_2\text{---C}_8$ alkenyl, $\text{C}_2\text{---C}_8$ alkynyl, substituted $(\text{C}_1\text{---C}_8)$ alkyl, substituted $(\text{C}_2\text{---C}_8)$ alkenyl, substituted $(\text{C}_2\text{---C}_8)$ alkynyl, wherein said substituted

25

groups have one or more substituents selected from:

1) aryl, arylalkyl, heteroarylalkyl, heteroaryl, heterocycloalkyl, B-substituted aryl, B-substituted arylalkyl, B-substituted heteroarylalkyl, B-substituted heteroaryl or B-substituted heterocycloalkyl, wherein B is selected from $\text{C}_1\text{---C}_4$ alkyl, $\text{---}(\text{CH}_2)_n\text{OR}^6$, $\text{---}(\text{CH}_2)_n\text{NR}^6\text{R}^7$ and halo;

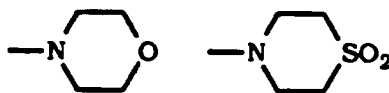
30

2) $\text{C}_3\text{---C}_6$ cycloalkyl;3) ---OR^6 ;4) ---SH or $\text{---S}(\text{O})_t\text{R}^6$;5) $\text{---NR}^6\text{R}^7$;

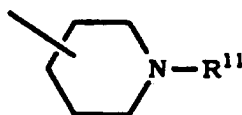
- 5 -

- 5
- 6) $-N(R^6)-C(O)R^7$;
 7) $-N(R^6)-C(O)NR^7R^{12}$;
 8) $-O-C(O)NR^6R^7$;
 9) $-O-C(O)OR^6$;
 10) $-SO_2NR^6R^7$;
 11) $-N(R^6)-SO_2-R^7$;
 12) $-C(O)NR^6R^7$;
 13) $-C(O)OR^6$; and

provided where R^1 is D, R^2 is not H, and where R^1 is D and R^2 is C_1-C_8 alkyl, the substituents on said alkyl group are not substituents 3), 4), 5), 9), or 13); D is $-C(O)-CH_2-R^5$, $-C(O)-O-R^5$ or $-C(O)-NH-R^5$, wherein R^5 is pyridyl, pyridyl N-oxide,



or a piperidiny group of the formula



- 15
- wherein R^{11} represents H, C_1-C_6 alkyl, haloalkyl or $-C(O)-R^9$ wherein R^9 is C_1-C_6 alkyl, C_1-C_6 alkoxy or $-NH(R^{10})$ wherein R^{10} is H or alkyl, or the group $-C(O)-R^9$ represents an acyl radical of a naturally occurring amino acid;
- 20 R^6 , R^7 and R^{12} are independently selected from H, C_1-C_4 alkyl, (C_3-C_6)cycloalkyl, aryl, arylalkyl (i.e., aralkyl), heteroaryl, heteroarylalkyl, heterocycloalkyl, substituted (C_1-C_4)alkyl, substituted (C_3-C_6)cycloalkyl, substituted aryl, substituted arylalkyl, substituted heteroaryl, substituted heteroarylalkyl or substituted heterocycloalkyl, wherein said substituted
- 25 groups have one or more substituents (e.g., 1-3) selected from: C_1-C_4 alkoxy, aralkyl, heteroarylalkyl, $-NO_2$, C_3-C_{10} -alkoxyalkoxy (e.g., $-O-(C_1-C_4)alkyl-O-(C_1-C_4)alkyl$), (C_3-C_6) cycloalkyl (e.g., cyclopropyl or cyclohexyl), aryl, $-CN$, nitrophenyl, methylenedioxy-phenyl, heteroaryl, heterocycloalkyl, halo, $-OH$, $-C(O)R^{14}$, $-C(O)NR^6R^7$, $-N(R^6)C(O)R^{14}$,
- 30 $-S(O)_2R^{14}$ (e.g., $-S-(C_1-C_4)alkyl$ and $-SO_2R^{14}$) or $-NR^{95}R^{15}$; provided that R^6 , R^7 and R^{12} are not $-CH_2OH$ or $-CH_2NR^{95}R^{15}$ when said R^6 , R^7 or R^{12} is directly bonded to a heteroatom, and further provided that R^6 is not H for groups 4) and 9), and R^7 is not H for group 6);

optionally, when R⁶ and R⁷ are bound to the same nitrogen, R⁶ and R⁷ together with the nitrogen to which they are bound, form a 5 to 7 membered heterocycloalkyl ring which optionally contains O, NR⁶, or S(O)_t wherein t is 0, 1 or 2;

5 optionally, when R⁷ and R¹² are bound to the same nitrogen, R⁷ and R¹² together with the nitrogen to which they are bound, form a 5 to 7 membered heterocycloalkyl ring which optionally contains O, NR⁶, or S(O)_t wherein t is 0, 1 or 2;

R⁹⁵ and R¹⁵ are independently H, C₁-C₄ alkyl or arylalkyl;
10 R¹⁴ is C₁-C₄ alkyl, aryl or arylalkyl;
n = 0, 1, 2, 3 or 4; and
t = 0, 1 or 2;

or pharmaceutically acceptable salts thereof.

This invention also provides a method for inhibiting tumor growth by
15 administering an effective amount of the tricyclic compounds, described herein, to a mammal (e.g., a human) in need of such treatment. In particular, this invention provides a method for inhibiting the growth of tumors expressing an activated Ras oncogene by the administration of an effective amount of the above described compounds. Examples of tumors
20 which may be inhibited include, but are not limited to, lung cancer (e.g., lung adenocarcinoma), pancreatic cancers (e.g., pancreatic carcinoma such as, for example, exocrine pancreatic carcinoma), colon cancers (e.g., colorectal carcinomas, such as, for example, colon adenocarcinoma and colon adenoma), myeloid leukemias (for example, acute myelogenous
25 leukemia (AML)), thyroid follicular cancer, myelodysplastic syndrome (MDS), bladder carcinoma and epidermal carcinoma.

It is believed that this invention also provides a method for inhibiting proliferative diseases, both benign and malignant, wherein Ras proteins are aberrantly activated as a result of oncogenic mutation in other genes--
30 i.e., the Ras gene itself is not activated by mutation to an oncogenic form-- with said inhibition being accomplished by the administration of an effective amount of the tricyclic compounds described herein, to a mammal (e.g., a human) in need of such treatment. For example, the benign proliferative disorder neurofibromatosis, or tumors in which Ras is
35 activated due to mutation or overexpression of tyrosine kinase oncogenes (e.g., neu, src, abl, lck, and fyn), may be inhibited by the tricyclic compounds described herein.

The compounds of this invention inhibit farnesyl protein transferase and the farnesylation of the oncogene protein Ras. This invention further provides a method of inhibiting ras farnesyl protein transferase, in mammals, especially humans, by the administration of an effective amount of the tricyclic compounds described above. The administration of the compounds of this invention to patients, to inhibit farnesyl protein transferase, is useful in the treatment of the cancers described above.

The tricyclic compounds useful in the methods of this invention inhibit the abnormal growth of cells. Without wishing to be bound by theory, it is believed that these compounds may function through the inhibition of G-protein function, such as ras p21, by blocking G-protein isoprenylation, thus making them useful in the treatment of proliferative diseases such as tumor growth and cancer. Without wishing to be bound by theory, it is believed that these compounds inhibit ras farnesyl protein transferase, and thus show antiproliferative activity against ras transformed cells.

DETAILED DESCRIPTION OF THE INVENTION

All of the publications cited herein are hereby expressly incorporated in their entirety by reference.

As used herein, the following terms are used as defined below unless otherwise indicated:

"MS" represents Mass Spec;

"MH⁺" represents the molecular ion plus hydrogen of the molecule in the mass spectrum;

"Bu" represents butyl;

"Et" represents ethyl;

"Tr" represents trityl, (i.e., triphenylmethyl);

"Me" represents methyl;

"Ph" represents phenyl;

"BOC" represents t-butoxycarbonyl;

"Fmoc" represents 9-fluorenylmethoxycarbonyl;

"alkyl" (including the alkyl portions of alkoxy, alkylamino and dialkylamino) represents straight and branched carbon chains and contains from one to twenty carbon atoms, preferably one to six carbon atoms; said alkyl group optionally being substituted with one, two or three groups independently selected from hydroxy, alkoxy, halo (e.g., -CF₃), amino, alkylamino, dialkylamino, N-acylalkylamino, N-alkyl-N-acylamino,

- 8 -

or $-S(O)_m$ -alkyl (wherein m is 0, 1 or 2), and wherein the alkyl portion of said optional groups are as defined above;

5 "alkenyl" represents straight and branched carbon chains having at least one carbon to carbon double bond and containing from 2 to 12 carbon atoms, preferably from 2 to 6 carbon atoms and most preferably from 3 to 6 carbon atoms;

"alkynyl" represents straight and branched carbon chains having at least one carbon to carbon triple bond and containing from 2 to 12 carbon atoms, preferably from 2 to 6 carbon atoms;

10 "aralkyl" represents an alkyl group, as defined above, wherein one or more hydrogen atoms of the alkyl moiety have been replaced by one or more aryl groups, as defined below (e.g., benzyl and diphenylmethyl);

"aryl" (including the aryl portion of aryloxy and aralkyl) represents a monocyclic, bicyclic or tricyclic carbocyclic group containing from 6 to 15 carbon atoms and comprising at least one aromatic ring, such as phenyl, naphthyl, phenanthryl, tetrahydronaphthyl or indanyl, with all available substitutable carbon atoms of the carbocyclic group being intended as possible points of attachment, said carbocyclic group being optionally substituted with one or more, preferably 1 to 3, substituents, independently selected from: (1) halo, (2) alkyl (e.g., C₁ to C₆ alkyl), (3) hydroxy, (4) alkoxy (e.g., C₁ to C₆ alkoxy), (5) -CN, (6) phenyl, (7) phenoxy, (8) -CF₃, (9) amino, (10) alkylamino, (11) dialkylamino, (12) aryl, (13) aralkoxy, (14) aryloxy, (15) $-S(O)_m$ -aryl (wherein m is 0, 1, or 2), (16) -COOR⁶⁰ (R⁶⁰ is as defined above), (17) -NO₂, or (18) substituted C₁-C₆ alkyl wherein said alkyl group is substituted with 1, 2, or 3 groups independently selected from (a) amino, (b) alkylamino, (c) dialkylamino, (d) aryl, (e) N-acylalkyl-amino, (f) N-alkyl-N-acylamino, (g) N-aralkyl-N-acylamino, (h) hydroxy, (i) alkoxy, (j) halo (e.g., CF₃), or (k) heterocycloalkyl, provided that when there are two or more hydroxy, amino, alkylamino or dialkylamino substituents on the substituted C₁-C₆ alkyl group, the substituents are on different carbon atoms; or alternatively said aryl group may be fused through adjacent atoms to form a fused ring containing up to four carbon and/or heteroatoms (e.g., methylene dioxiphenyl, indanyl, tetralinyl, dihydrobenzofuranyl);

35 "aralkoxy" - represents an aralkyl group, as defined above, in which the alkyl moiety is covalently bonded to an adjacent structural element through an oxygen atom, for example, benzyloxy;

- 9 -

"aryloxy" - represents an aryl group, as defined above, covalently bonded to an adjacent structural element through an oxygen atom, for example, phenoxy;

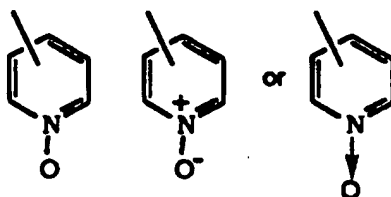
5 "arythio" - represents an aryl group, as defined above, covalently bonded to an adjacent structural element through a sulfur atom, for example, phenylthio;

"cycloalkyl" represents a saturated or unsaturated nonaromatic carbocyclic ring of from 3 to 8 carbon atoms, preferably 3 to 6 carbon atoms;

10 "halo" represents fluoro, chloro, bromo and iodo;

"heterocycloalkyl" represents a saturated or unsaturated nonaromatic carbocyclic ring containing from 3 to 15 carbon atoms, preferably from 4 to 6 carbon atoms, and from 1 to 3 heteroatoms selected from O, S, -SO₂- or NR⁹⁵ (suitable heterocycloalkyl groups include
 15 tetrahydrofuranyl, tetrahydropyranyl, dihydropyranyl, tetrahydrothienyl, piperidiny, pyrrolidiny, piperaziny, dioxanyl, morpholino, diaza-2,2,2-bicyclooctane etc.), wherein any of the available substitutable carbon and nitrogen atoms in the ring are optionally substituted with one, two, three or more groups independently selected from C₁-C₆ alkyl, aryl, aralkyl,
 20 haloalkyl, amino, alkylamino, dialkylamino, -S(O)_m-aryl (wherein m is 0, 1 or 2 and aryl is defined above), -C(O)R⁹ (wherein R⁹ is defined above) or an acyl radical of a naturally occurring amino acid; and

"heteroaryl" (including the heteroaryl portion of heteroarylalkyl) represents a monocyclic, bicyclic or tricyclic group containing from 2 to 14
 25 carbon atoms and comprising one or more, (preferably 1 to 3), heteroatoms selected from O, S or N, said heteroatoms interrupting a carbocyclic ring structure and having a sufficient number of delocalized pi electrons to provide aromatic character, such as triazolyl, pyridyl, imidazolyl, thienyl, furanyl, imidazolyl, quinolyl, isoquinolyl, benzofuranyl,
 30 benzopyranyl, benzothieryl, thiazolyl, indolyl, naphthyridinyl, or pyridyl N-oxide, wherein pyridyl N-oxide can be represented as:



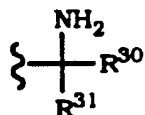
with all available substitutable carbon and heteroatoms of the cyclic group being intended as possible points of attachment, said cyclic group being

- 10 -

optionally substituted with 1, 2, 3 or more groups independently selected from halo, alkyl, aryl, aralkyl, heteroaryl, hydroxy, alkoxy, phenoxy, -NO₂, .CF₃, amino, alkylamino, dialkylamino, and -COOR⁶⁰ wherein R⁶⁰ is as defined above (e.g., benzyl).

- 5 As used herein, the term "tertiary amine base" means DMAP, pyridine or a trialkylamine, such as Et₃N or Hünigs base; and "hydride reducing agent" means a metal hydride reagent, such as NaBH₄, Red-Al, DIBAL-H, L-Selectride, Vitride, LiBH₄, LiAlH₄, LiAl(OtBu)₃H, NaCNBH₃, DMAB, zinc borohydride, calcium borohydride, sodium triacetoxyborohydride, a combination of LiBH₄ and ZnBr₂, or a
10 combination of NaBH₄ and LiCl.

The term "acyl radical of a naturally occurring amino acid" means a group of the formula -C(O)-R²⁹, wherein R²⁹ is a group of the formula



- 15 wherein R³⁰ and R³¹ are the residual portions of said amino acid. For example R³⁰ and R³¹ can be independently selected from H, alkyl or M-substituted alkyl, wherein M is HO-, HS-, CH₃S-, -NH₂, phenyl, p-hydroxyphenyl, imidazolyl or indolyl, such that HO-C(O)-R²⁹ is an amino acid selected from alanine, glycine, valine, leucine, isoleucine,
20 phenylalanine, tryptophan, methionine, serine, threonine, histidine, cysteine or tyrosine.

- The following solvents and reagents are referred to herein by the abbreviations indicated: tetrahydrofuran (THF); ethanol (EtOH); methanol (MeOH); acetic acid (HOAc or AcOH); ethyl acetate (EtOAc); N,N-dimethyl-
25 formamide (DMF); trifluoroacetic acid (TFA); trifluoroacetic anhydride (TFAA); 1-hydroxybenzotriazole (HOBT); m-chloroperbenzoic acid (MCPBA); triethylamine (Et₃N); diethyl ether (Et₂O); ethyl chloroformate (ClCO₂Et); 1-(3-dimethylaminopropyl)-3-ethyl carbodiimide hydrochloride (DEC); N,N'-carbonyldiimidazole (CDI); 1,8-diaza-bicyclo[5.4.0]undec-7-
30 ene (DBU); [O-(7-azabenzotriazol-1-yl)-1,1,3,3-tetramethyluronium hexafluorophosphate (HATU); tetrabutylammonium fluoride (TBAF); dicyclohexylcarbodiimide (DCC); N,N-dimethylamino-pyridine (DMAP); diisopropylethylamine (Hünigs base); [2-(t-butoxy-carbonyloxyimino)-2-phenylacetonitrile] (BOC-ON); 9-fluorenylmethyl chloroformate
35 (FMOC-Cl); sodium bis(2-methoxyethoxy)aluminum hydride (Red-Al); diisobutyl-aluminum hydride (DIBAL-H); lithium tri-sec-butylborohydride

(L-selectride); dichloromethane (DCM); diisopropylcarbodiimide (DIC); and N,N-dimethylacetamide (DMA).

Lines drawn into the ring systems indicate that the indicated bond may be attached to any of the substitutable ring carbon atoms.

- 5 Certain compounds of the invention may exist in different isomeric (e.g., enantiomers, diastereoisomers or geometric isomers) forms. For example, compounds of the formula (1.0) wherein X is CH or N can have a chiral center at C11 of the tricyclic portion of the molecule, which C11 carbon can have the S or R absolute configuration, and various
- 10 substituent groups, e.g. R¹, R², can also comprise chiral centers. The invention contemplates all such isomers both in pure form and in admixture, including racemic mixtures. In the particular case of compounds of formula (1.0) where R² is other than H, the carbon atom to which said R² group is attached can exist in the R or S configuration.
- 15 While only one configuration is generally shown for such compounds of formula (1.0), the invention contemplates all such isomers both in pure form and in admixture, including racemic mixtures. Enol forms are also included, as are both the E and Z isomers of compounds containing a double bond, (e.g. compounds wherein R² is an alkenyl group).
- 20 Certain tricyclic compounds will be acidic in nature, e.g. those compounds which possess a carboxyl or phenolic hydroxyl group. These compounds may form pharmaceutically acceptable salts. Examples of such salts may include sodium, potassium, calcium, aluminum, gold and silver salts. Also contemplated are salts formed with pharmaceutically
- 25 acceptable amines such as ammonia, alkyl amines, hydroxyalkylamines, N-methylglucamine and the like.
- Certain basic tricyclic compounds also form pharmaceutically acceptable salts, e.g., acid addition salts and quaternary salts. For example, the pyrido-nitrogen atoms may form salts with strong acid, while
- 30 compounds having basic substituents such as amino groups also form salts with weaker acids. Examples of suitable acids for salt formation are hydrochloric, sulfuric, phosphoric, acetic, citric, oxalic, malonic, salicylic, malic, fumaric, succinic, ascorbic, maleic, methanesulfonic and other mineral and carboxylic acids well known to those in the art. The salts are
- 35 prepared by contacting the free base form with a sufficient amount of the desired acid to produce a salt in the conventional manner. The free base forms may be regenerated by treating the salt with a suitable dilute aqueous base solution such as dilute aqueous NaOH, potassium

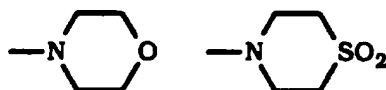
- 12 -

carbonate, ammonia and sodium bicarbonate. The free base forms differ from their respective salt forms somewhat in certain physical properties, such as solubility in polar solvents, but the acid and base salts are otherwise equivalent to their respective free base forms for purposes of the invention.

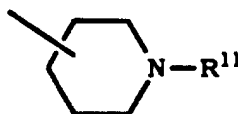
All such acid and base salts are intended to be pharmaceutically acceptable salts within the scope of the invention and all acid and base salts are considered equivalent to the free forms of the corresponding compounds for purposes of the invention.

Those skilled in the art will appreciate that when x in formula 82.0 is greater than 1 (e.g., 2, 3, 4, 5 or 6) each R^a and each R^b is independently selected for each carbon to which they are bound. Thus, each R^a and R^b on adjacent carbons can be the same or different.

Examples of R^1 , wherein R^1 is a group of formula (82.0), include compounds of group D, wherein D is $-C(O)-CH_2-R^5$, $-C(O)-O-R^5$ or $-C(O)-NH-R^5$, wherein R^5 is pyridyl, pyridyl N-oxide,



or a piperidiny1 group of the formula



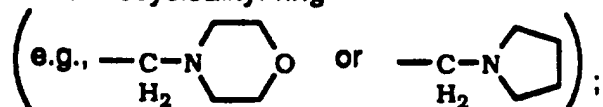
wherein R^{11} represents H, C_1-C_6 alkyl, haloalkyl or $-C(O)-R^9$ wherein R^9 is C_1-C_6 alkyl, C_1-C_6 alkoxy or $-NH(R^{10})$ wherein R^{10} is H or alkyl, or the group $-C(O)-R^9$ represents an acyl radical of a naturally occurring amino acid.

R^1 substituents include those substituents for formula (82.0) wherein:

- (a) T is selected from $-C(O)-$, $-SO_2-$, or $-C(O)-C(O)-$;
- (b) x is 0, 1, or 2 (e.g., 0 or 1);
- (c) R^a and R^b are independently selected from: (1) H; (2) $NH[C(O)]_zR^{60}$ wherein z is 0 or 1 (e.g., z is 1), and R^{60} is alkyl (e.g., methyl); (3) $-(CH)_wS(O)_mR^{60}$ wherein w is 0, 1, 2 or 3 (e.g., w is 0, 1, or 2, for example w is 2), m is 0, 1 or 2 (e.g., 0 or 2), and R^{60} is alkyl (e.g., methyl); (4) alkyl (e.g., methyl); or (5) C_1-C_6 alkoxy (e.g., $-OCH_3$); or R^a and R^b taken together represent cycloalkyl (e.g., cyclopentyl or cyclopropyl), or $=O$; and

- 13 -

- (d) R^{92} is selected from (1) H; (2) aryl (e.g., phenyl or naphthyl); (3) substituted aryl, for example, aryl having substituents independently selected from (i) alkoxy (e.g., $-OCH_3$), (ii) methylenedioxy, (iii) aralkoxy (e.g., benzyloxy), (iv) aryloxy (e.g., phenoxy--i.e., C_6H_5O-), (v) alkyl (e.g., $-CH(CH_3)_2$), (vi) halo (e.g., Cl), (vii) aryl (e.g., phenyl) or (viii) alkyl substituted with a heterocycloalkyl ring

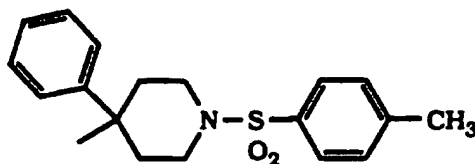


- (4) aralkyl (e.g., benzyl and diphenylmethyl); (5) aryloxy (e.g., phenoxy); (6) arylthio (e.g., C_6H_5S-); (7) alkyl (e.g., methyl); (8) heteroaryl (e.g., pyridyl N-oxide, indolyl, thienyl, quinoliny, benzothienyl and pyridyl); (9) substituted heteroaryl, for example, heteroaryl having substituents independently selected from (i) aryl (e.g., phenyl), (ii) alkyl (e.g., methyl), (iii) alkoxy (e.g., methoxy), (iv) amino (e.g., $-NH_2$), or (v) aralkyl (e.g., benzyl); (10) substituted heterocycloalkyl, for example, heterocycloalkyl having substituents independently selected from (i) aryl (e.g., phenyl) or (ii) $-S(O)_m$ -aryl wherein (e.g., m is 2 and aryl represents phenyl substituted with methyl); or (11) substituted alkyl, for example, alkyl having substituents independently selected from $-S(O)_m$ -alkyl wherein m is 0, 1, or 2 (e.g., ethyl substituted with $-SO_2CH_3$ or $-SCH_3$).

- Examples of substituted aryl groups for R^{92} include methoxyphenyl, dimethoxyphenyl (i.e., $(CH_3O)_2C_6H_4$), methylenedioxyphenyl, benzyloxyphenyl, phenoxyphenyl (i.e., $C_6H_5OC_6H_4$), $C_6H_4CH(CH_3)_2$, chlorophenyl, dichlorophenyl, and phenylphenyl (i.e., biphenyl, $C_6H_5C_6H_4$).

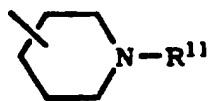
- Examples of substituted heteroaryls for R^{92} include thiazole substituted with a phenyl group and a methyl group, thiazole substituted with $-NH_2$ and indole substituted at the nitrogen with benzyl.

Examples of substituted heterocycloalkyl groups for R^{92} include the substituent:



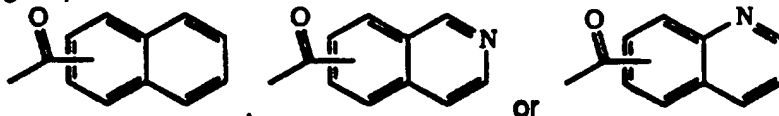
30

Preferably, R^1 is selected from: (1) a group of the formula $-C(O)-CH_2-R^5$ wherein R^5 is

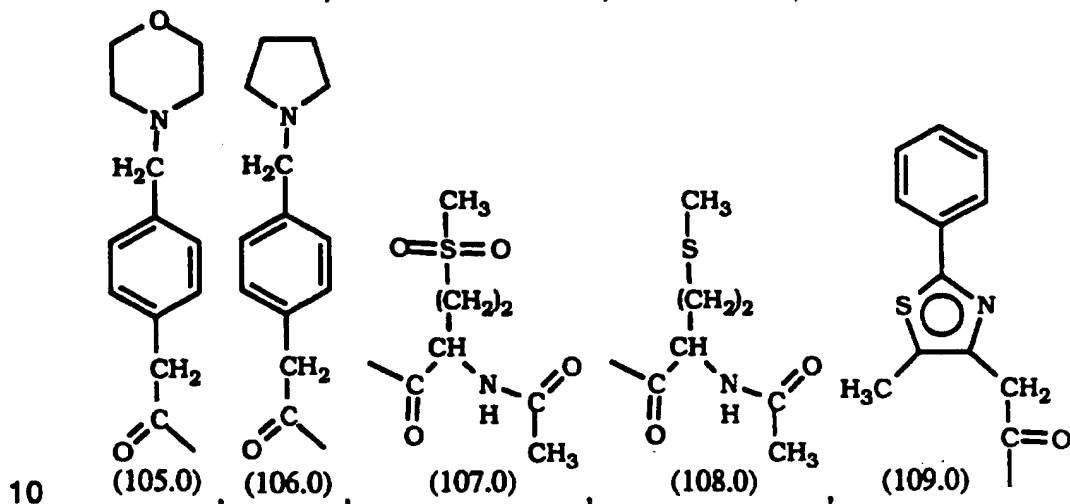
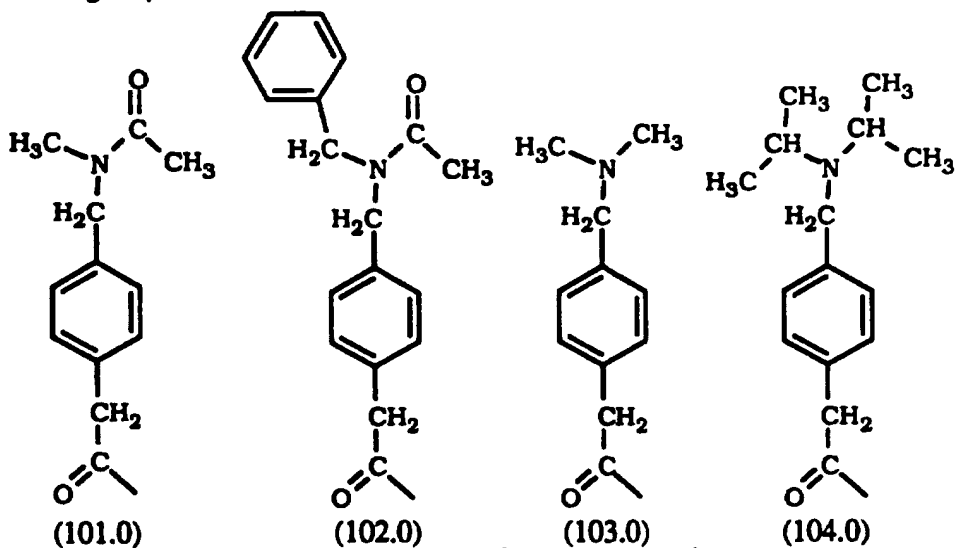


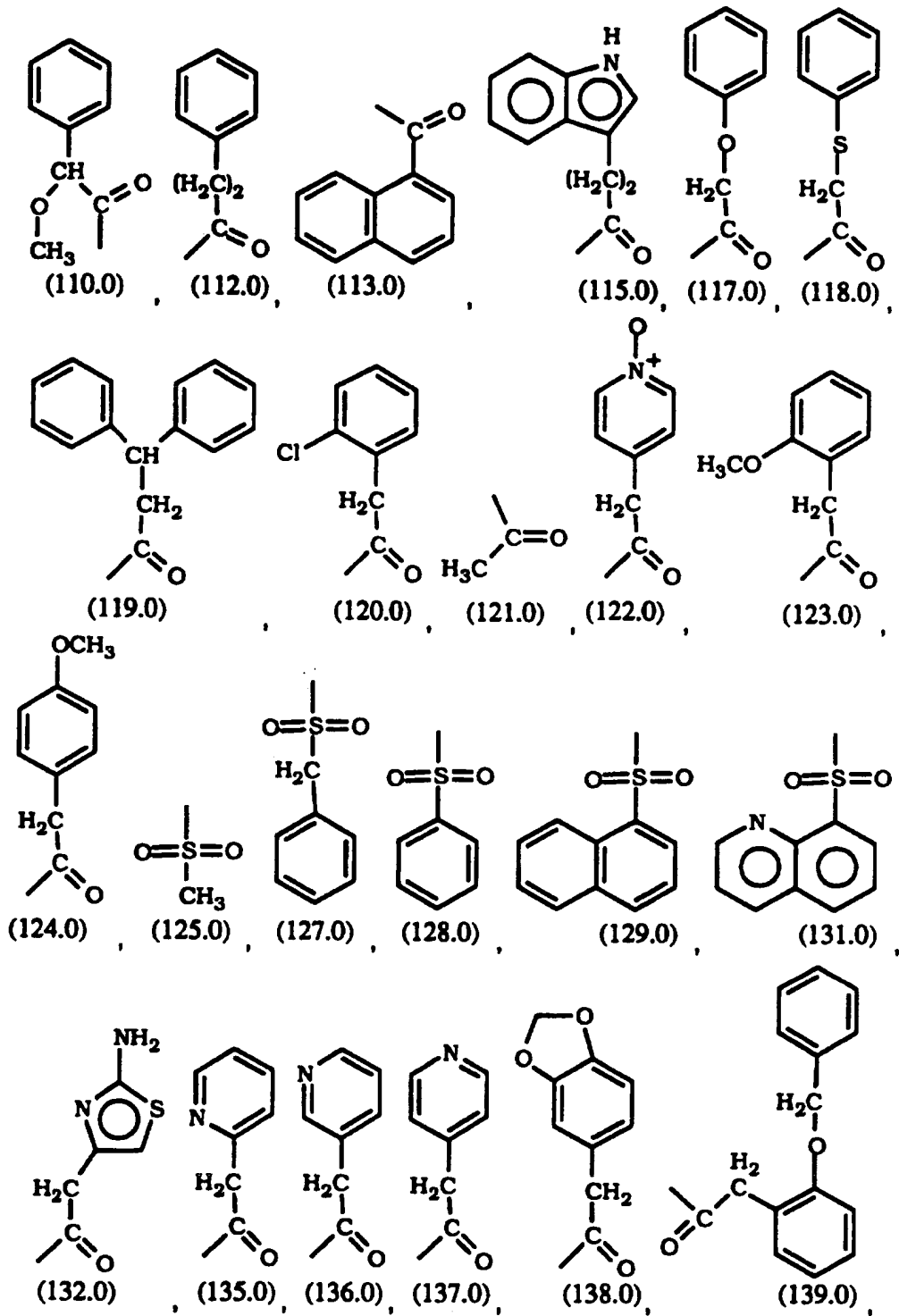
(2) a group of formula (82.0) wherein T is -C(O)-, x is 1 or 2 and R⁹² is aryl or heteroaryl.

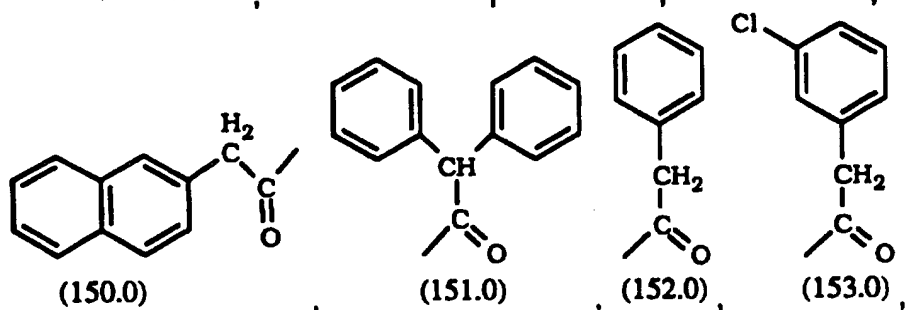
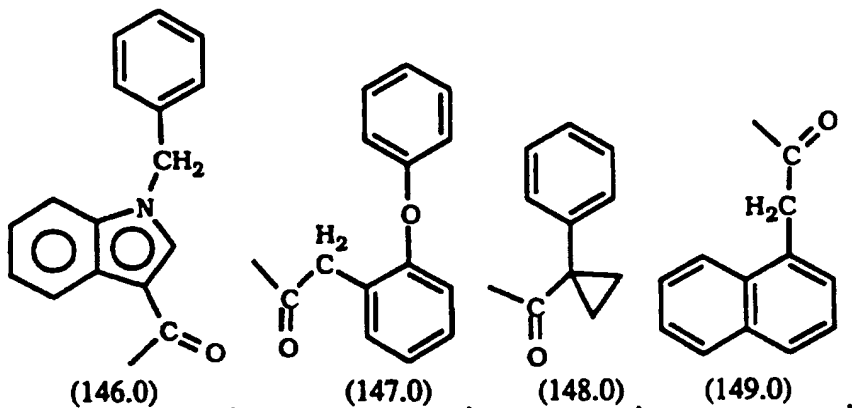
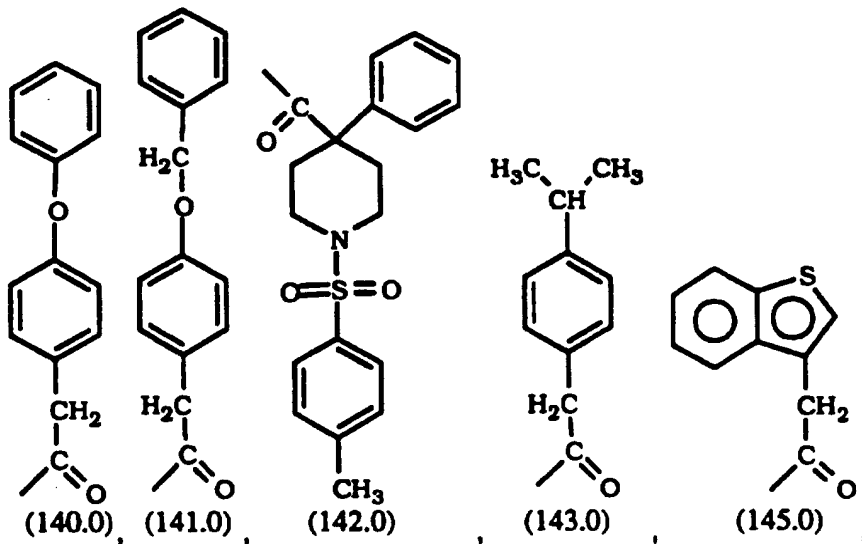
5 Examples of R¹, wherein R¹ is a group of formula (82.0), also include groups of the formula:



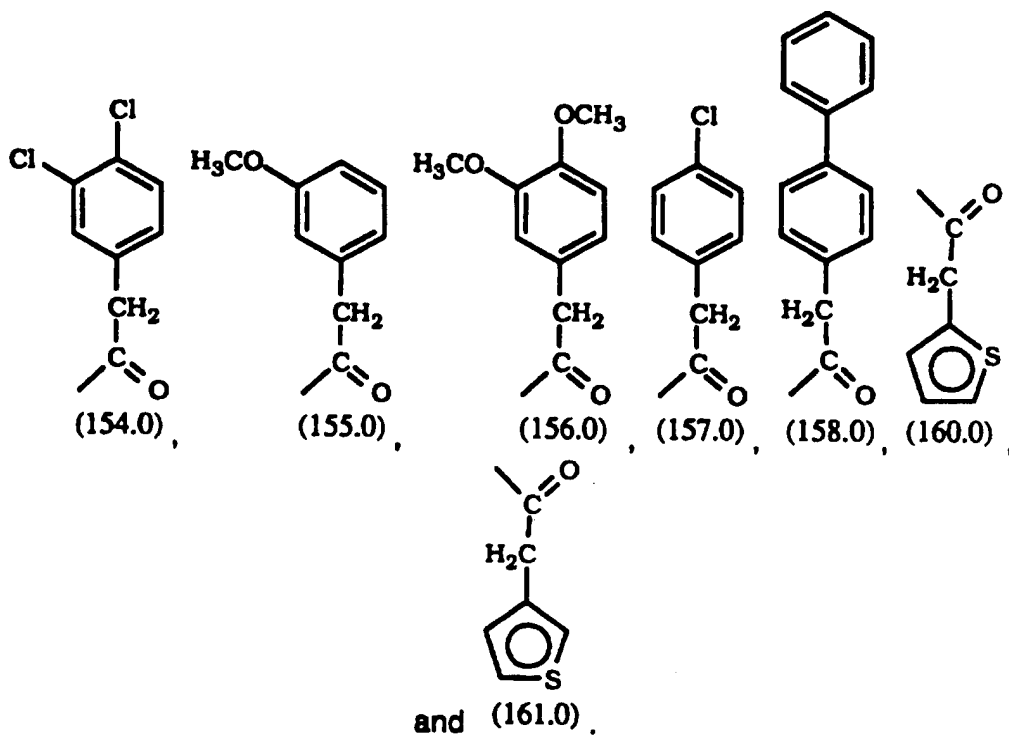
Examples of R¹, wherein R¹ is a group of formula (82.0), also include groups of the formula:



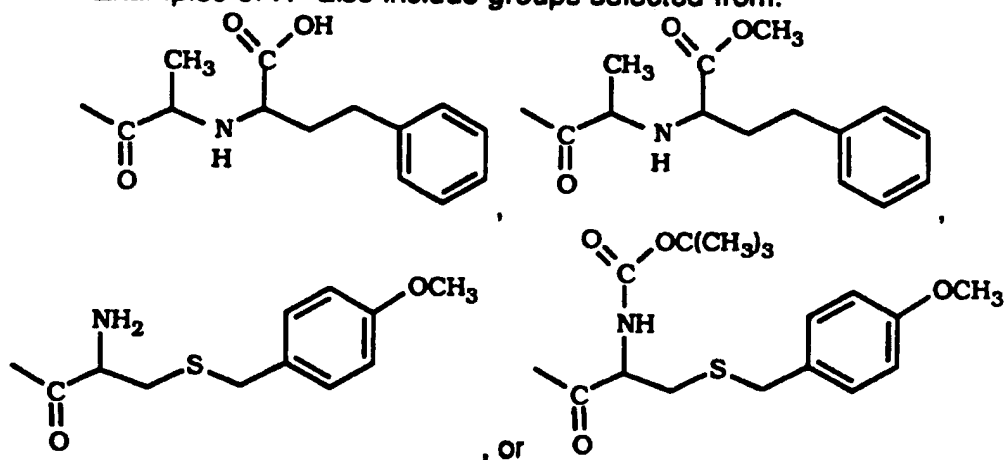




- 17 -



Examples of R¹ also include groups selected from:

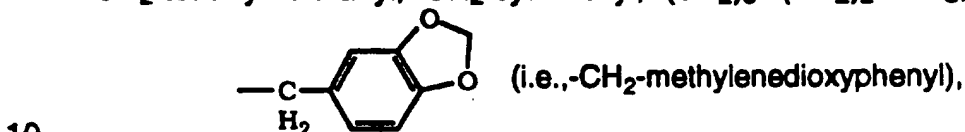


Examples of R² groups include: (1) -C(O)NR⁶R⁷ (for example see formula 84.0 below), and (2) substituted alkyl wherein the substituent is -C(O)NR⁶R⁷ (e.g., -CH₂C(O)NR⁶R⁷, for example, see formula 86.0 below).

10 Examples of R⁶ and R⁷ for these groups include: (1) H; (2) substituted alkyl, for example, alkyl having substituents independently selected from (i) -CN, (ii) cycloalkyl (e.g., cyclopropyl and cyclohexyl), (iii) alkoxy (e.g., methoxy), (iv) -S-alkyl (e.g., -SCH₃), (v) aryl (e.g., phenyl and naphthyl), (vi) substituted aryl (e.g., chlorophenyl, nitrophenyl and methoxyphenyl),
15 (vii) heterocycloalkyl (e.g., tetrahydrofuranyl), (viii) methylenedioxyphenyl, (viii) -O-alkyl-O-alkyl (e.g., -(CH₂)₂OCH₃); (3) alkyl (e.g., methyl,

isopropyl, $-\text{CH}_2\text{CH}(\text{CH}_3)_2$, and n-butyl), (4) cycloalkyl (e.g., cyclopropyl), (5) heteroarylalkyl (e.g., $-\text{CH}_2$ -pyridyl, $-(\text{CH}_2)_3$ -imidazolyl, $-\text{CH}_2$ -thienyl, and $-\text{CH}_2$ -furyl), and (6) aralkyl wherein said aryl group is substituted (e.g., $-(\text{CH}_2)_2\text{C}_6\text{H}_4\text{OCH}_3$ and $-(\text{CH}_2)_2\text{C}_6\text{H}_4(\text{OCH}_3)_2$).

- 5 Examples of substituted alkyl groups for the above R^6 and R^7 groups include: $-(\text{CH}_2)_2\text{CN}$, $-\text{CH}_2$ -cyclopropyl, $-(\text{CH}_2)_2\text{OCH}_3$, $-(\text{CH}_2)_3\text{OCH}_3$, $-(\text{CH}_2)_2\text{SCH}_3$, $-\text{CH}_2\text{CH}(\text{C}_6\text{H}_5)_2$, $-(\text{CH}_2)_2\text{C}_6\text{H}_5$, $-(\text{CH}_2)_4\text{C}_6\text{H}_5$, $-\text{CH}_2\text{C}_6\text{H}_5$, $-\text{CH}_2$ -naphthyl, $-(\text{CH}_2)_2\text{C}_6\text{H}_4\text{Cl}$, $-\text{CH}_2\text{C}_6\text{H}_4\text{Cl}$, $-\text{CH}_2$ -tetrahydrofuryl, $-\text{CH}_2$ -cyclohexyl, $-(\text{CH}_2)_3\text{O}(\text{CH}_2)_2\text{OCH}_3$.

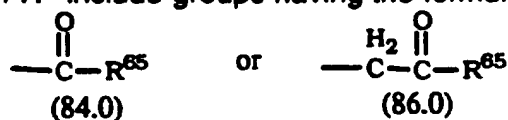


and $-\text{CH}_2$ -nitrophenyl.

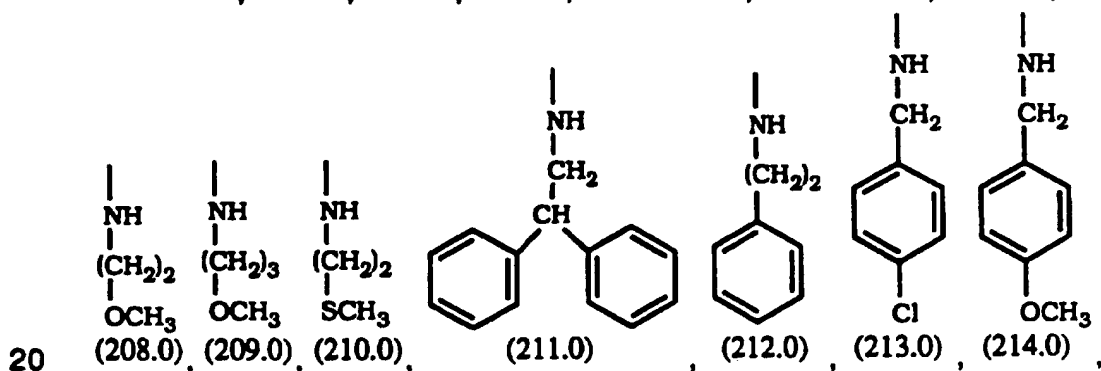
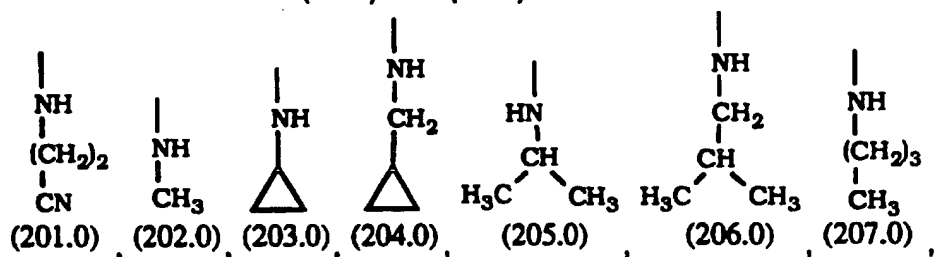
Preferably, R^2 is selected from $-\text{C}(\text{O})\text{NR}^6\text{R}^7$ or $-\text{CH}_2\text{C}(\text{O})\text{NR}^6\text{R}^7$ wherein, preferably, R^6 and R^7 are independently selected from H, alkyl, cycloalkyl, heteroarylalkyl or heteroaryl, and most preferably R^6 and R^7

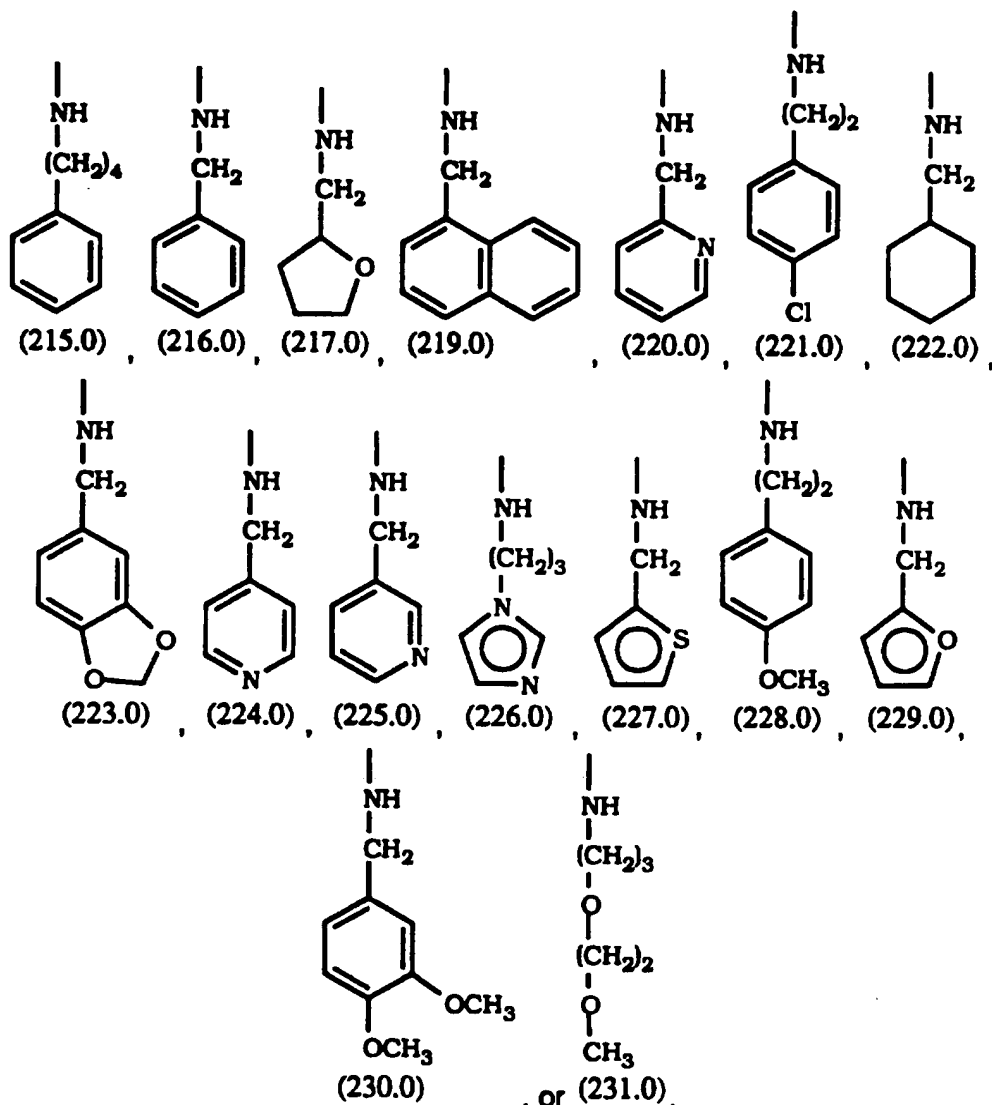
15 are independently selected from H, alkyl, cycloalkyl or heteroarylalkyl.

Examples of R^2 include groups having the formula:



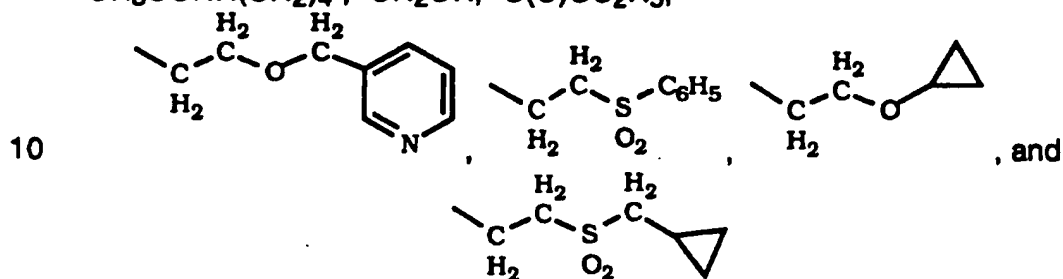
wherein R^{65} in formulas (84.0) and (86.0) are selected from:



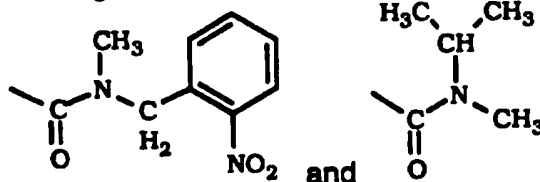


Examples of R² groups also include: (1) alkyl, (2) substituted alkyl, for example, alkyl having substituents independently selected from (i) aryl, (ii) -OR⁶, (iii) -S(O)_nR⁶, and (iv) -N(R⁶)-C(O)R⁷; and (3) -C(O)OR⁶.

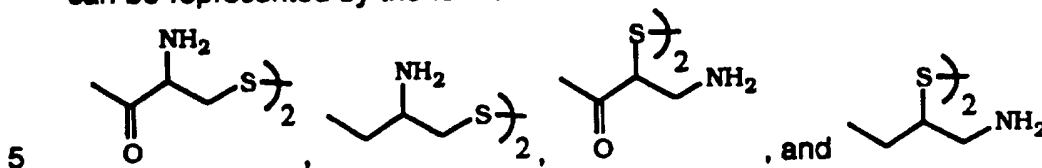
Examples of such R² groups include the groups: CH₃(CH₂)₃-, C₆H₅CH₂-, CH₃O(CH₂)₂-, CH₃S(CH₂)₂-, CH₃O(CH₂)₃-, n-C₃H₇O(CH₂)₂-, CH₃CONH(CH₂)₄-, -CH₂OH, -C(O)OC₂H₅,



Examples of R² groups also include

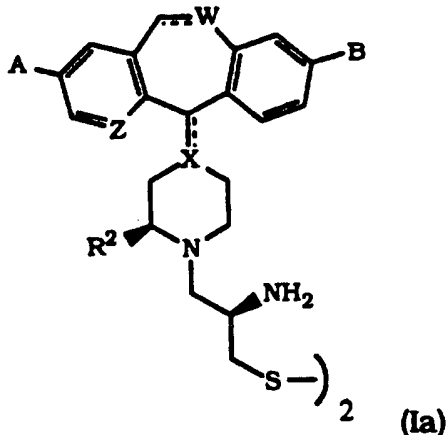


Those skilled in the art will recognize that the disulfide dimers for R¹ can be represented by the formulas:



Certain compounds of the formula (1.0) comprise sulfhydryl groups, (i.e., -CH₂SH), which sulfhydryl groups are capable of reacting to form disulfide bonds resulting in dimeric compounds. An example of such dimers are disulfides of the formula (Ia). Said sulfhydryl groups can also form disulfides with other thiols such as glutathione. Disulfides including but not limited to disulfides of formula (Ia) are within the scope of the invention and are encompassed by the structure of formula (1.0).

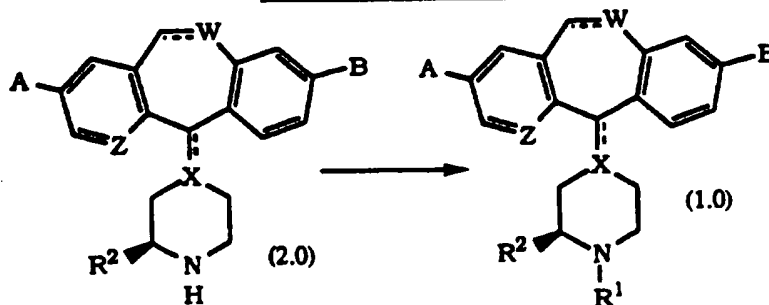
10



Compounds of the formula (1.0) can generally be prepared from an amine of the formula (2.0) as shown in Reaction Scheme 1.

15

Reaction Scheme 1

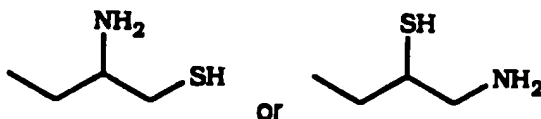


- 21 -

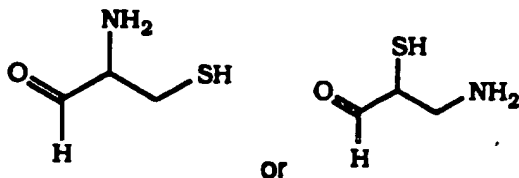
For compounds of the formula (1.0) wherein R¹ and the nitrogen atom to which it is attached together comprise an amide, e.g. where R¹ is -C(O)-CH₂-R⁵, the amine (2.0) is reacted with a carboxylic acid of the formula R²⁰-C(O)-OH, wherein R²⁰-C(O)- is R¹, in the presence of a
 5 coupling agent such as DEC, CDI or DCC. The reaction is typically carried out in a suitable organic solvent such as DMF, THF or CH₂Cl₂ at a temperature of -10° to 100°C, preferably at 0° to 50°C, and most preferably at about room temperature. When the coupling agent is DCC or DEC, the reaction is preferably conducted in the presence of HOBT and
 10 N-methylmorpholine.

Alternatively, the amine (2.0) can be reacted with a compound of the formula R¹-L, wherein R¹ is as defined above and L is a leaving group, such as Cl, Br, I, -O-C(O)-R⁴⁰ wherein R⁴⁰ is C₁-C₆ alkyl or phenyl, or a sulfonate group of the formula -OSO₂-R²⁰, wherein R²⁰ is selected from
 15 C₁-C₆ alkyl, phenyl, CF₃, tolyl and p-bromophenyl, to form a compound of the formula (1.0). The reaction is carried out in the presence of a base, preferably a tertiary amine base, such as Et₃N, DMAP, pyridine or Hünigs base.

For preparing compounds of the formula (1.0) wherein R¹ and the nitrogen atom to which it is attached together comprise an amine, e.g. where R¹ is a group of the formula
 20



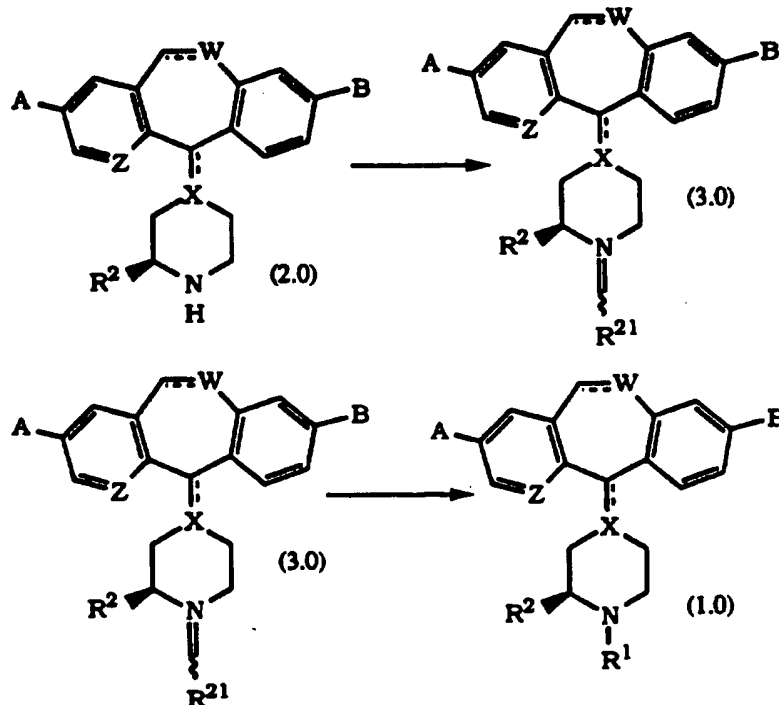
the amine (2.0) is reacted with an aldehyde of the formula R²¹-CHO, wherein R²¹ is selected such that R¹ corresponds to R²¹-CH₂-, e.g. an
 25 aldehyde of the formula



to form an imine of the formula (3.0), wherein R²¹ is as defined above, as shown in Reaction Scheme 2. The -NH₂ and -SH groups of such aldehydes are typically protected, e.g. as the N-BOC and S-Tr groups,
 30 respectively. The imine (3.0) is reduced under suitable reaction conditions to form a compound of the formula (1.0). Preferably the reduction is carried out using a hydride reducing agent, such as sodium

triacetoxyborohydride or NaCNBH_3 , preferably in the presence of molecular sieves.

Reaction Scheme 2

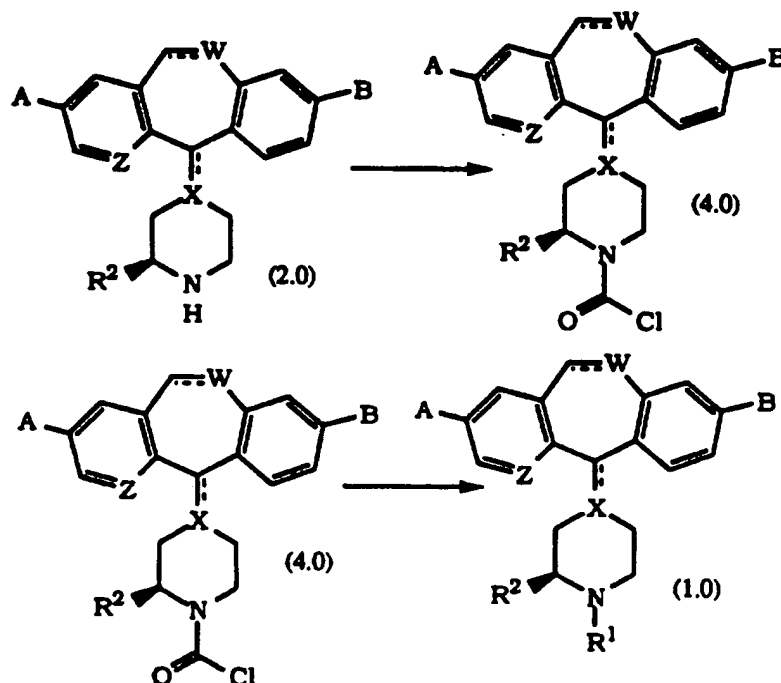


5

When conducting the reactions described above, where R^1 comprises a chemically reactive group, such as amine thiol group, such groups must generally be protected with a suitable protecting group, which can later be removed to complete the synthesis of a compound of formula (1.0). For example, amines can preferably be protected with the BOC protecting group, while thiols can be protected with the trityl (i.e., triphenylmethyl) protecting group. Deprotection, i.e., the removal of these protecting groups is then generally the final step in the synthesis of such compounds of formula (1.0).

15 For preparing compounds of the formula (1.0) wherein R^1 is $-\text{C}(\text{O})-\text{NH}-\text{R}^5$, a compound of the formula (2.0) is reacted with an isocyanate of the formula $\text{R}^5-\text{N}=\text{C}=\text{O}$, in a suitable solvent such as DMF, THF or CH_2Cl_2 using methods well known in the art.

20 Alternatively, an amine (2.0) is reacted with phosgene to form a chloroformate intermediate of the formula (4.0), as shown in Reaction Scheme 3. The chloroformate (4.0) is generally not isolated and is reacted with an amine of the formula R^5-NH_2 , wherein R^5 is as defined above, to form a compound of the formula (1.0), wherein R^1 is $-\text{C}(\text{O})-\text{NH}-\text{R}^5$.

Reaction Scheme 3

Compounds of the formula (1.0) wherein R¹ is -C(O)-O-R⁵ can be prepared by reacting a compound of the formula (2.0) with a chloroformate of the formula R⁵-O-C(O)Cl, wherein R⁵ is as defined above, in the presence of a base, such as a tertiary amine base, to form a compound of formula (1.0). Alternatively, a compound (1.0) wherein R¹ is -C(O)-O-R⁵ can be prepared by reacting a compound of formula (4.0) with an alcohol of the formula R⁵-OH

Certain compounds of formula (1.0) can be converted to other compounds of the formula (1.0) using standard reaction conditions. For example, compounds of the formula (1.0) wherein R² is -CO₂H, (i.e., -C(O)OR⁶ and R⁶ is H), can be prepared by ozonolysis of a compound of formula (1.0) wherein R² is CH₂=CH-, followed by oxidation of the resulting aldehyde.

Compounds of the formula (1.0) wherein R² is -C(O)OR⁶, where R⁶ is other than H, can be prepared from a compound of the formula (1.0) wherein R² is -CO₂H by treating with SOCl₂ or oxalyl chloride, then with an alcohol of the formula R⁶OH, wherein R⁶ is as defined above. Similarly, compounds of formula (1.0) wherein R² is -C(O)NR⁶R⁷ can be prepared from a compound of the formula (1.0) wherein R² is -CO₂H via essentially the same method but substituting an amine of the formula R⁶R⁷NH for the alcohol R⁶OH. Alternatively, compounds of formula (1.0)

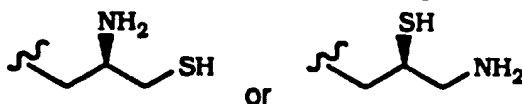
- 24 -

wherein R^2 is $-C(O)NR^6R^7$ can be prepared by reacting a compound of the formula (1.0) wherein R^2 is $-CO_2H$ with an amine R^6R^7NH in the presence of a coupling agent, such as DCC or DEC.

In an analogous manner, compounds of formula (1.0) wherein R^2 is alkyl substituted by a group of the formula $-C(O)OR^6$ or $-C(O)NR^6R^7$ can be prepared via substantially the same procedures as described above to form compounds wherein R^2 is $-CO_2H$, $-C(O)OR^6$ or $-C(O)NR^6R^7$, by replacing the compound of formula (1.0) wherein R^2 is $CH_2=CH-$ with an appropriate alkenyl group, (i.e., a group of the formula $-(CH_2)_p-CH=CH_2$, wherein p is 1, 2, 3, 4, etc.).

Compounds of the formula (1.0) wherein R^2 contains a substituent of formula $-S(O)_tR^6$, wherein $t = 1$ or 2 , can be prepared by oxidation of an analogous compound of the formula (1.0) wherein R^2 contains a substituent of formula $-S(O)_tR^6$, wherein $t = 0$, using a suitable oxidizing agent, such as a peracid, preferably MCPBA.

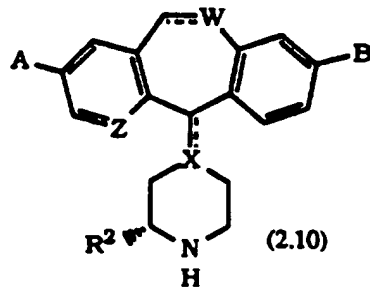
One skilled in the art will recognize that the above transformations may, in certain instances, such as where R^1 is a group of the formula



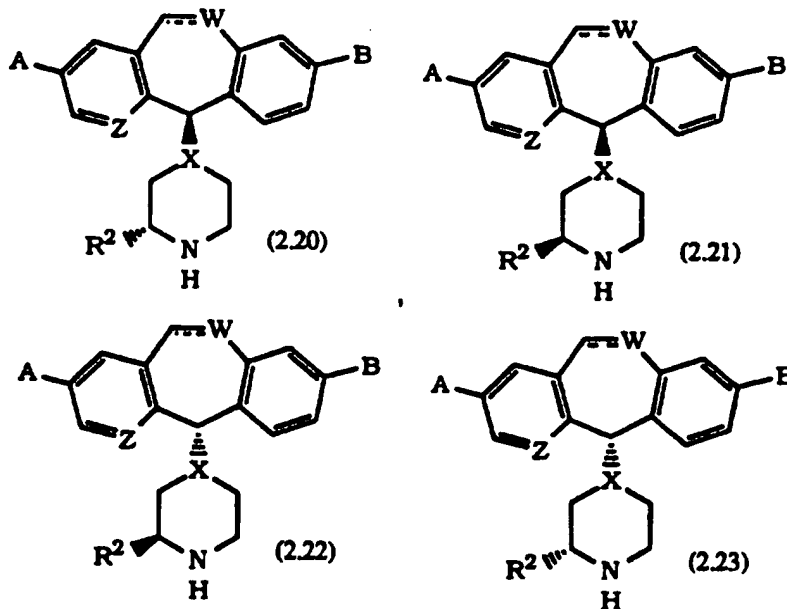
require that the oxidation be carried out prior to introduction of the R^1 group to formula (1.0).

Amines of the formula (2.0) can be prepared in optically active form using appropriate chiral starting materials or alternatively can be prepared using racemic starting compounds to give a mixture of stereoisomeric compounds which can then be separated by resolution or chiral HPLC to give the desired compound (2.0). For example, compounds (2.0) and (2.10) are stereoisomeric amines which can be separated by classical resolution techniques using a suitable resolving agent, such as a chiral acid. Chiral acid resolving agents are well known in the art and include such compounds as D- or L-malic acid, D- or L-tartaric acid, di-p-toluoyl-D-tartaric acid, di-p-toluoyl-L-tartaric acid, di-benzoyl-D-tartaric acid and di-benzoyl-L-tartaric acid. Alternatively, the stereoisomeric amines (2.0) and (2.10) could be separated using a chiral HPLC column via standard methods.

- 25 -



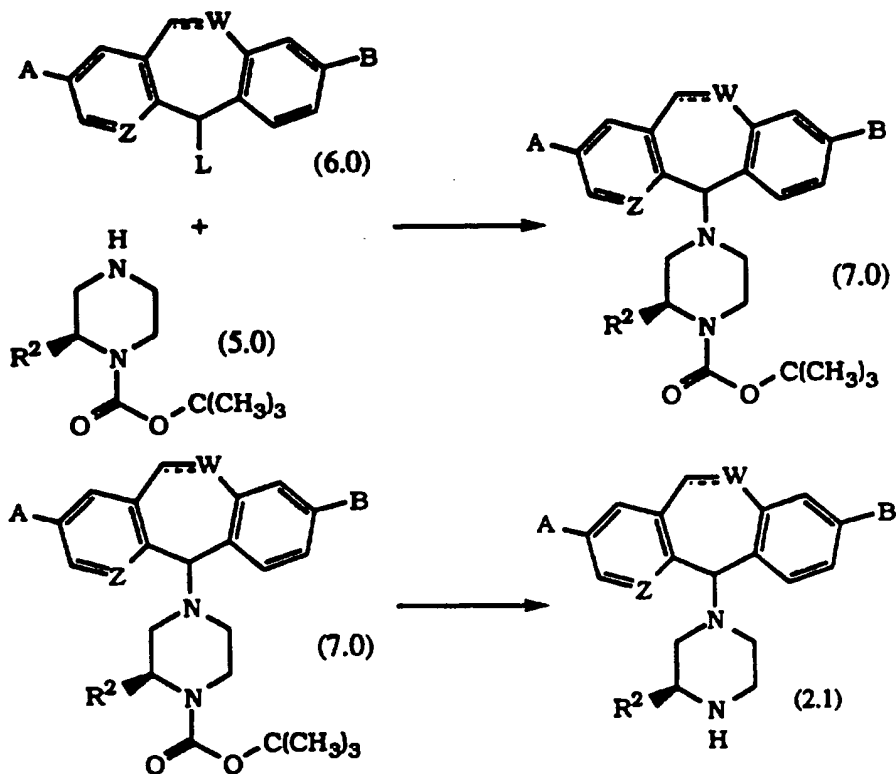
For example, in the case of compounds of the formula (2.0) and (2.10) wherein X is N or CH, at least four stereoisomers of said compounds can exist, i.e., compounds of formula (2.20), (2.21), (2.22) and (2.23).



Diastereomers, such as compounds (2.20) and (2.22), or (2.21) and (2.23) can typically be separated using conventional methods, such as chromatography. Resolution methods are required for separation of enantiomers, such as compounds (2.20) and (2.21), or (2.22) and (2.23).

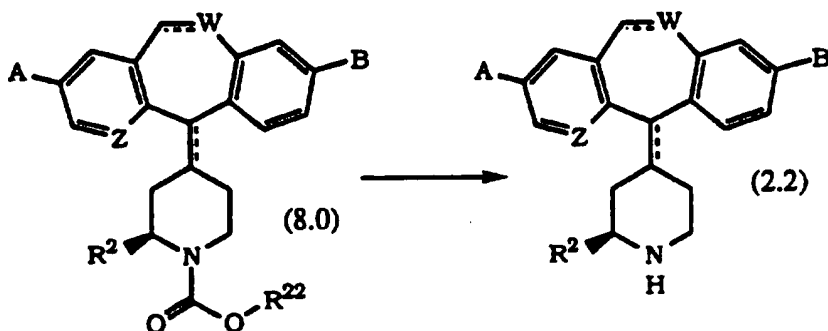
Amines of the formula (2.1), i.e., an amine of the formula (2.0) wherein X is N, can be prepared from a piperazine derivative of the formula (5.0), wherein R² is as defined above, and a compound of the formula (6.0), wherein L is a leaving group as defined above and A, B, W and Z are as defined above, via the process shown in Reaction Scheme 4.

- 26 -

Reaction Scheme 4

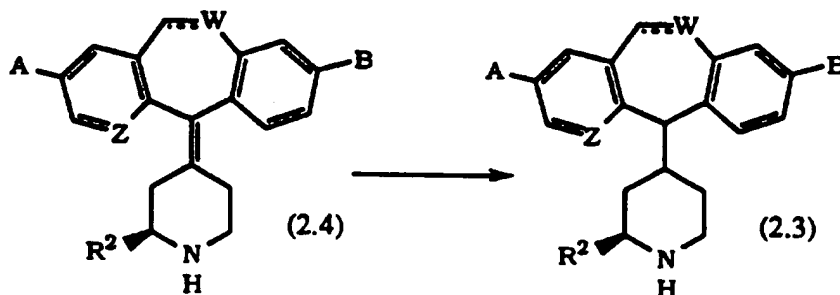
In the process of Reaction Scheme 4, the piperazine (5.0) is
 5 reacted with compound (6.0) in the presence of a base, such as a tertiary
 amine base, to form a compound of the formula (7.0). Compound (7.0) is
 then hydrolyzed using a suitable acid, such as TFA, HCl or H₂SO₄, in a
 solvent such as dioxane or CH₂Cl₂, to form the amine (2.1).

Amines of the formula (2.2), i.e., an amine of the formula (2.0)
 10 wherein X is C or CH, can be prepared by hydrolysis of a carbamate
 compound of the formula (8.0), wherein R²² is C₁-C₆ alkyl, preferably
 ethyl or t-butyl, and R², A, B, W and Z are as defined above. The
 hydrolysis is carried out using a suitable acid, such as HCl, in a solvent
 such as dioxane.

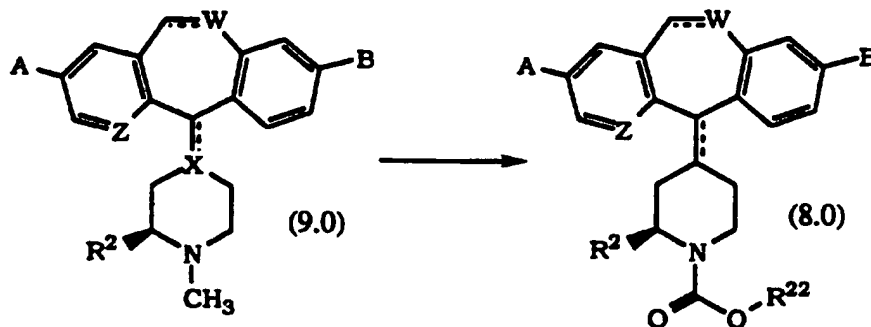


- 27 -

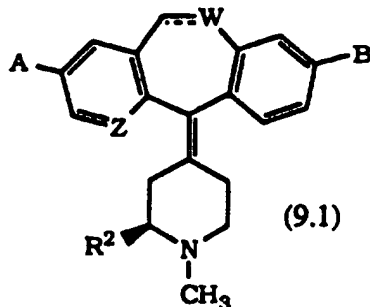
- Amines of the formula (2.3), i.e., an amine of the formula (2.0) wherein X is CH, can be prepared by reduction of an amine of the formula (2.4), i.e., an amine of the formula (2.0) wherein X is C. The reduction is typically carried out using a suitable reducing agent, such as DIBAL-H or LiAlH_4 , in a solvent such as THF or toluene, preferably at a temperature of 30° to 100°C.



- Carbamates of the formula (8.0) can be prepared by reacting a N-methyl compound of the formula (9.0) wherein X is C or CH, and A, B, W and Z are as defined above, with an alkyl chloroformate of the formula $\text{R}^{22}\text{OC(O)Cl}$, wherein R²² is C₁-C₆ alkyl, preferably ethyl, following substantially the same procedures as described in U.S. Patents 4,282,233 and 4,335,036.

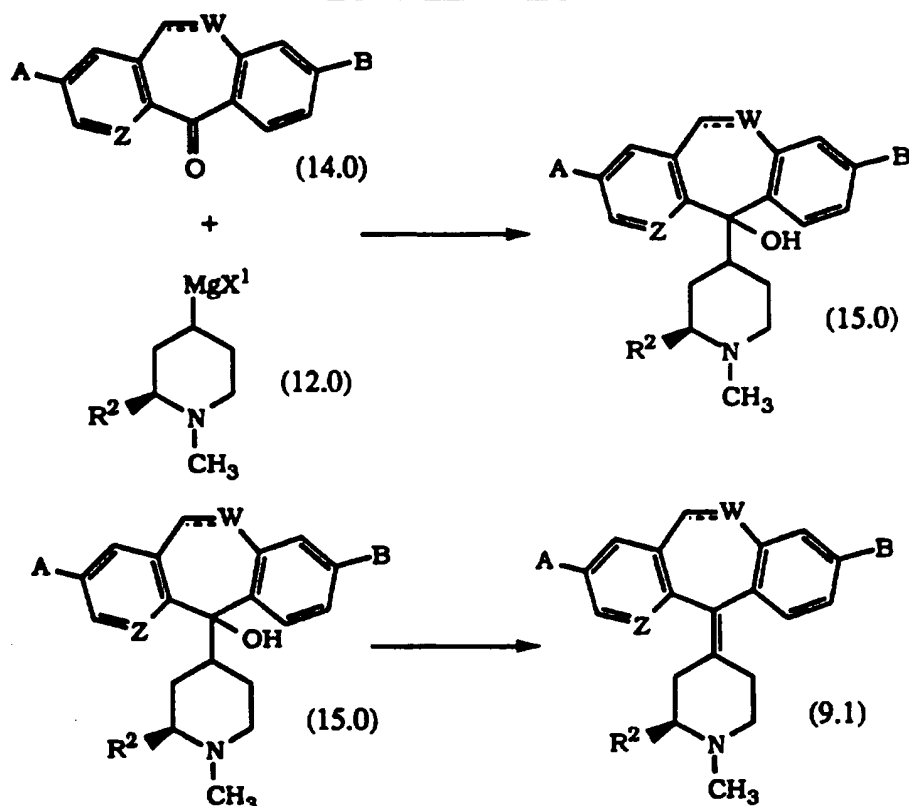


- Compounds of the formula (9.1), i.e., a compound of the formula (9.0) wherein X is C, can generally be prepared via methods disclosed in U.S. Patent 3,326,924, and in PCT International Publications WO/92/20681 and WO93/02081.



Compounds of the formula (9.1) can be prepared from a Grignard reagent of the formula (12.0) and a ketone of the formula (14.0), wherein A, B, W and Z are as defined above, via the process shown in Reaction Scheme 5.

5

Reaction Scheme 5

In the process of Reaction Scheme 5, the Grignard reagent (12.0) is reacted with the ketone (14.0) to form a compound of the formula (15.0).

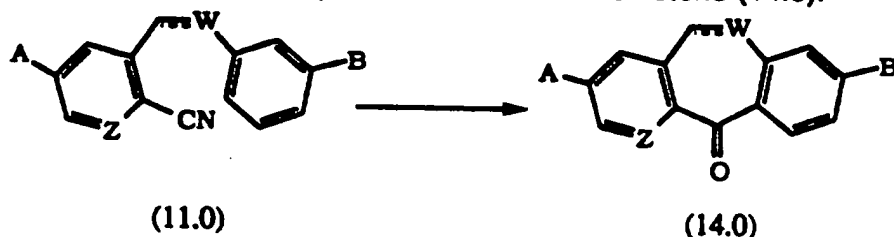
- 10 The reaction is generally performed under anhydrous conditions in an inert solvent, such as THF, Et₂O or toluene, at a temperature of 0° to 75°C, with hydrolysis of the resulting intermediate, typically using an aqueous acid, such as aqueous HCl, to form the alcohol (15.0). Alternatively, another organometallic reagent can be used in place of the Grignard reagent, such as an organolithium reagent, (i.e., a compound of formula
- 15 (12.0) wherein MgX¹ is replaced by Li).

Compound (15.0) is dehydrated, e.g. by treating with an acid, such as H₂SO₄, to form a compound of the formula (9.1).

- 20 Ketones of the formula (14.0) are known or can be prepared by the procedures described in *J. Med. Chem.*, 4238 (1992), U.S. Patent 5,089,496, and in PCT International Publications WO92/20681 and

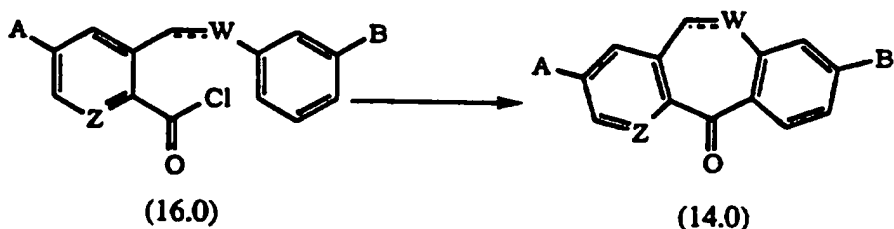
- 29 -

WO93/02081. For example, intramolecular cyclization of a nitrile of formula (11.0), as defined below, using a strong acid, such as $\text{CF}_3\text{SO}_3\text{H}$, at a temperature of -15° to 100°C , to form an imine intermediate which is hydrolyzed with water or aqueous acid to form the ketone (14.0).



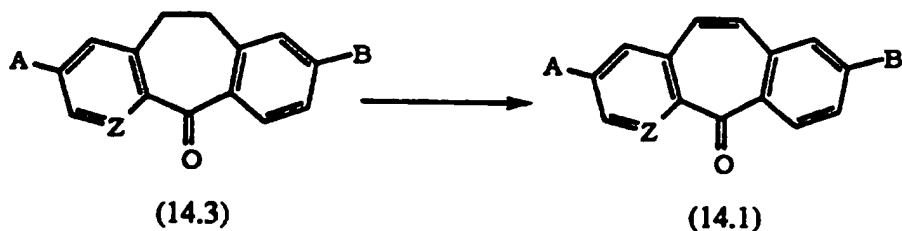
Alternatively, intramolecular Friedel-Crafts acylation of an acid chloride of formula (16.0) may also provide the desired ketone of formula (14.0). The reaction may be carried out under usual Friedel-Crafts conditions in an inert solvent and in the presence of a Lewis acid such as aluminum chloride.

10



Ketones of the formula (14.1), i.e., a compound of the formula (14.0) wherein W is CH, can be prepared by heating a compound of the formula (14.3), i.e., a compound of formula (14.0) wherein W is CH_2 , with SeO_2 in acetic acid.

15

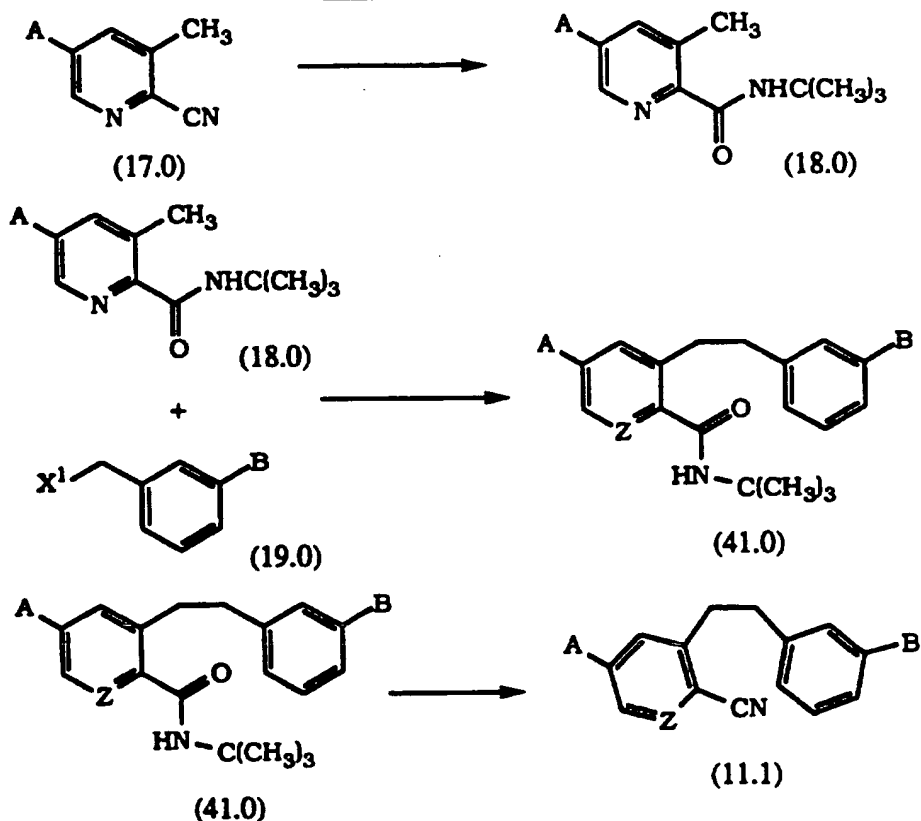


20 Acid chlorides of formula (16.0) can be obtained by hydrolysis of a compound of formula (11.0) to the corresponding carboxylic acid typically by heating with an aqueous acid (e.g., aqueous HCl), followed by conversion of the acid to the acid chloride of (16.0) under standard conditions well known to those skilled in the art (e.g., by treating with SOCl_2 or oxalyl chloride).

Compounds of the formula (11.1), i.e., compounds of the formula (11.0) wherein W is CH_2 , are known or can generally be prepared by the

- process shown in Reaction Scheme 6. According to the process of Reaction Scheme 6 a solution of a compound of the formula (17.0), wherein A is as defined above, in t-butanol is heated in the presence of concentrated H_2SO_4 to form a t-butylamide of the formula (18.0). The
- 5 t-butylamide (18.0) is reacted with an alkyllithium reagent, such as n-butyllithium, at -100° to $0^\circ C$, preferably at -60° to $-20^\circ C$, then treated with NaBr and a benzyl halide of formula (19.0), wherein X^1 is Cl, Br or I, and B is as defined above, to form a compound of the formula (41.0). Compound (41.0) is treated with $POCl_3$ in a suitable solvent, such as
- 10 toluene at 30° to $120^\circ C$, preferably at reflux, to form compound (11.1).

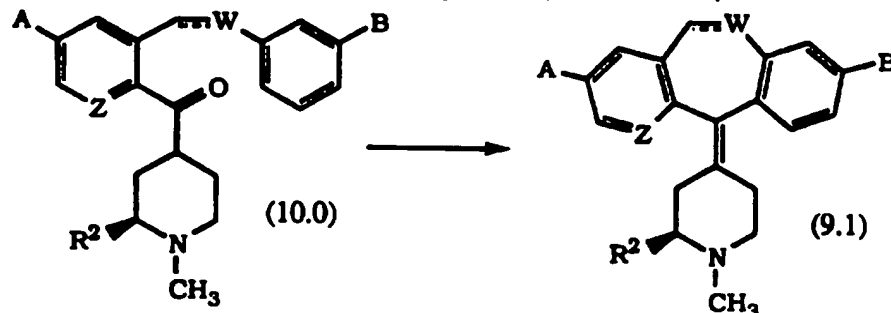
Reaction Scheme 6



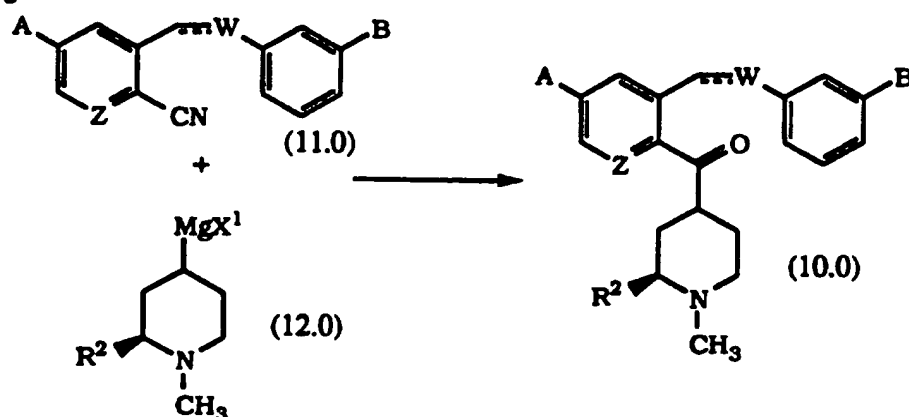
- 15 Compounds of the formula (9.1) can also be prepared by cyclizing a ketone of the formula (10.0), wherein R^2 , A, B, Z and W are as defined above. The cyclization is conducted by treating compound (10.0) with a super acid, such as HF/BF_3 , CF_3SO_3H or CH_3SO_3H/BF_3 . The reaction can be performed neat or in the presence of a suitable inert solvent such
- 20 as CH_2Cl_2 . Where HF/BF_3 is used for cyclization, the reaction is generally carried out at -60° to $10^\circ C$, preferably at -50° to $5^\circ C$, and the reaction time is controlled to minimize side reactions caused by reaction of HF with the

- 31 -

product (9.1). Where the super acid is $\text{CF}_3\text{SO}_3\text{H}$, the reaction is typically carried out at 25° to 150°C , preferably at 40° to 120°C . An excess of super acid is generally used, typically 1.5 equiv. to 30 equiv.

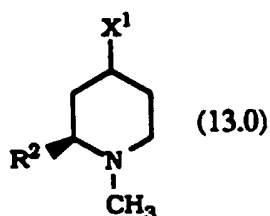


- 5 Compounds of the formula (10.0) can be prepared by reacting a compound of the formula (11.0), wherein A, B, Z, and W are as defined above, with a Grignard reagent of the formula (12.0), wherein X^1 is Cl, Br or I, and R^2 is as defined above. The reaction is generally performed under anhydrous conditions in an inert solvent, such as THF, Et_2O or
- 10 toluene, at a temperature of 0° to 75°C , with hydrolysis of the resulting intermediate, typically using an aqueous acid, such as aqueous HCl, to form the ketone (10.0). Alternatively, another organometallic reagent can be used in place of the Grignard reagent, such as an organolithium reagent.



- 15 The Grignard reagent (12.0) can be prepared from the corresponding halo compound (13.0), wherein X^1 is Cl, Br or I, and R^2 is as defined above, using Mg metal via standard procedures known in the art. Similarly, the analogous organolithium compounds can be prepared
- 20 from the halides (13.0) via standard methods, e.g. via transmetalation using an alkyllithium compound, such as t-butyllithium.

- 32 -

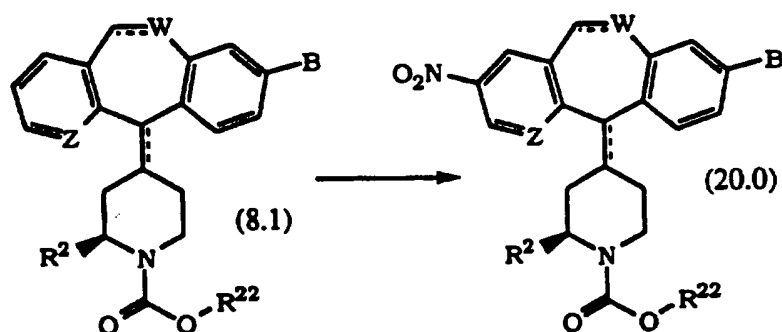


Amines of the formula (2.5), wherein X² is Br or I, (i.e., amines of the formula (2.0) wherein A is Br or I, and X is CH or C), can be prepared via the process shown in Reaction Scheme 7.

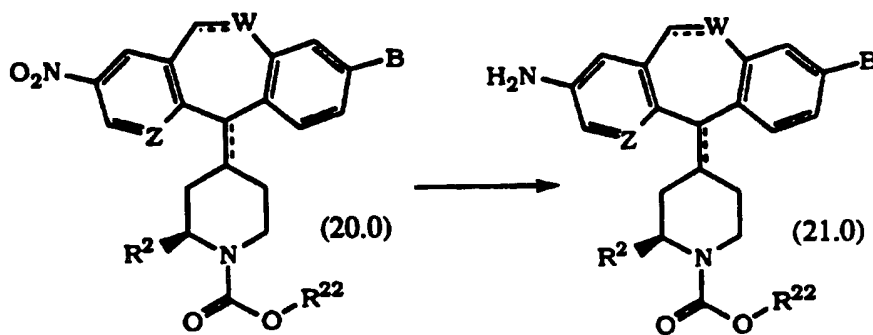
5

Reaction Scheme 7

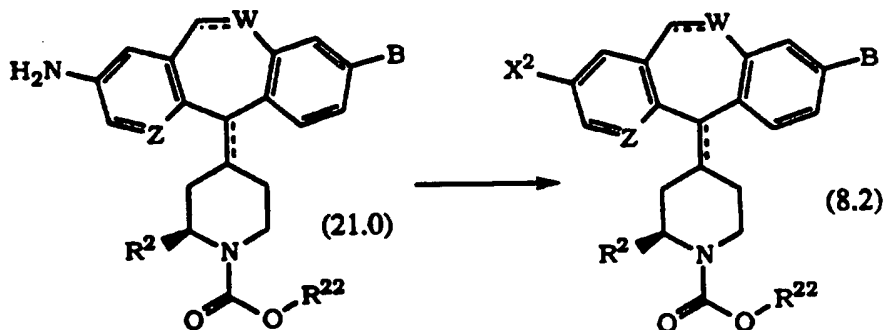
Step A:



Step B:

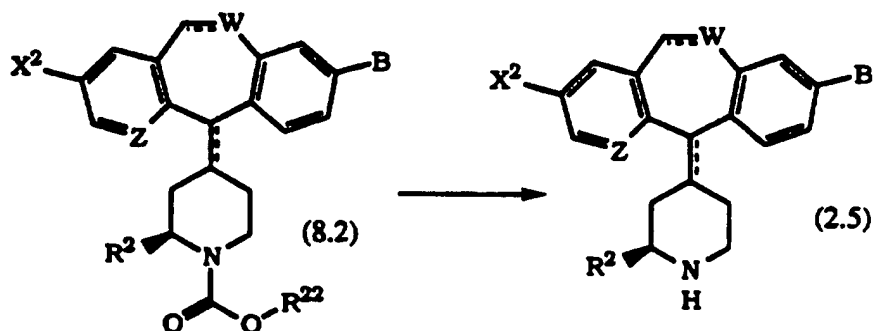


10 Step C:



- 33 -

Step D:



In Step A of Reaction Scheme 7, a compound of the formula (8.1), i.e., a compound of formula (8.0) wherein A is H, is reacted with a
 5 tetraalkylammonium nitrate, such as tetrabutylammonium nitrate, and TFAA in a suitable solvent, such as CH₂Cl₂, at -30° to 20°C, preferably at about 0°C, to form a compound of the formula (20.0), wherein R²², B, W, Z and R² are as defined above.

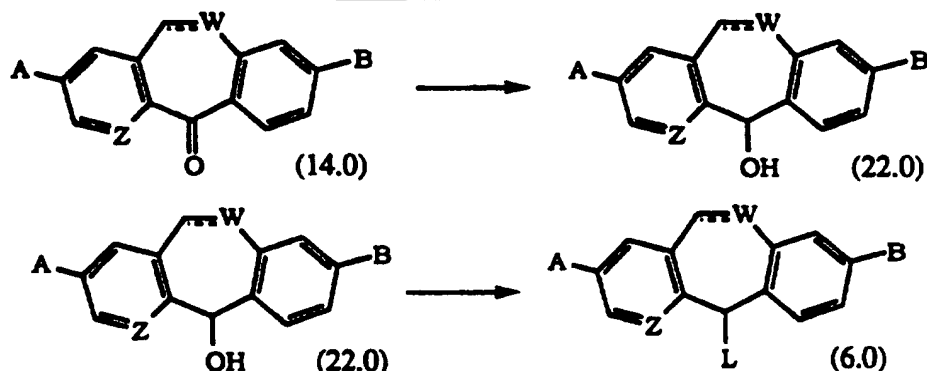
In Step B, compound (20.0) is heated with a suitable reducing
 10 agent, such as a combination of Fe and CaCl₂, in a polar solvent, such as a C₁-C₄ alcohol, preferably EtOH, at a temperature of 40° to 100°, preferably at 50° to 80°C, to form a compound of formula (21.0), wherein R²², B, W, Z and R² are as defined above.

In Step C, compound (21.0) is converted to the halide (8.2),
 15 wherein X² is Br or I, and R²², B, W, Z and R² are as defined above. For forming a compound of formula (8.2) wherein X² is Br, compound (21.0) is treated with Br₂ and HBr at a temperature of -30° to 15°C, preferably at -10° to 10°C, to form the bromide, (i.e., a compound (8.2) wherein X² is Br). For preparing a compound of formula (8.2) wherein X² is I,
 20 compound (21.0) is treated with I₂ in a suitable solvent, such as benzene, at a temperature of 30° to 100°C, preferably at 50° to 70°C, to form the iodide, (i.e., a compound (8.2) wherein X² is I).

In Step D, the amine (8.2) is hydrolyzed via substantially the same
 process as described above for compounds (8.0) and (7.0), to give an
 25 amine of the formula (2.5).

Compounds of the formula (6.0) can be prepared from ketones of the formula (14.0) by the process shown in Reaction Scheme 8.

- 34 -

Reaction Scheme 8

In the process of Reaction Scheme 8, the ketone (14.0) is reduced
 5 using a hydride reducing agent, preferably LiAlH_4 , NaBH_4 , LiBH_4 or
 NaCNBH_3 , in a suitable solvent, such as THF, Et_2O , or a C_1 - C_4 alcohol, at
 a temperature of -80° to 80°C , preferably at -40° to 60°C , with the
 temperature and solvent used being selected in accordance with the
 particular reducing agent employed, to form the alcohol (22.0). In general,
 10 boron hydrides, such as NaBH_4 and NaCNBH_3 , are used in conjunction
 with alcohol solvents at a temperature of 0° to 50°C , while the more
 reactive aluminum hydrides, such as LiAlH_4 , are used in solvents such as
 THF or Et_2O at a temperature of -40° to 60°C .

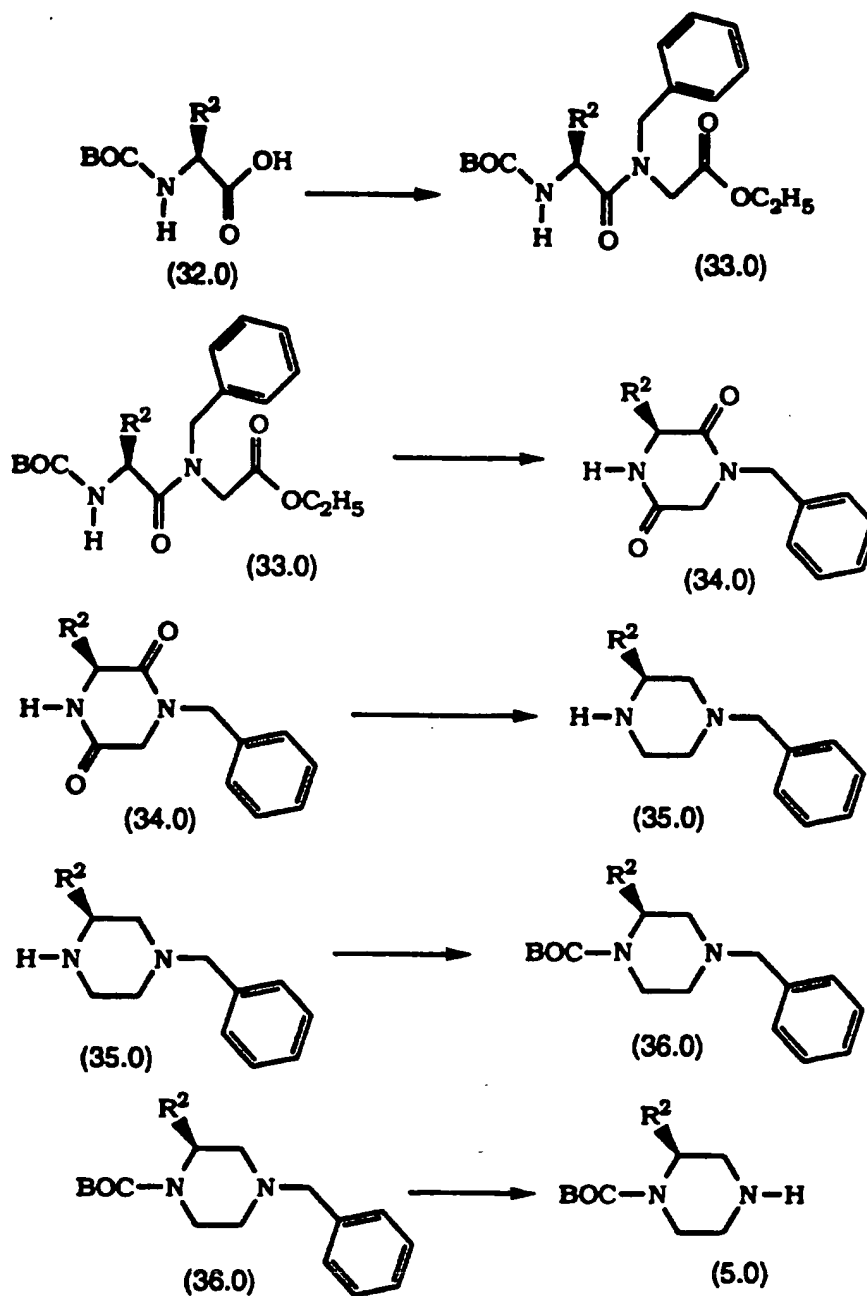
The alcohol (22.0) is converted to a compound of formula (6.0). For
 15 preparing compounds of formula (6.0) wherein L is halo, the alcohol (22.0)
 is reacted with a halogenating agent, such as PCl_3 , PCl_5 , POCl_3 , SOCl_2 ,
 SOBr_2 , I_2 , PBr_3 , PBr_5 , or a combination of Ph_3P and either I_2 or Br_2 . For
 preparing compounds of formula (6.0) wherein L is a group of the formula
 $-\text{OC}(\text{O})-\text{R}^{40}$ or $-\text{OS}(\text{O})_2\text{R}^{22}$, the alcohol (22.0) is reacted with an acid
 20 chloride of the formula $\text{R}^{40}\text{C}(\text{O})\text{Cl}$ or an anhydride of the formula
 $\text{R}^{40}\text{C}(\text{O})\text{OC}(\text{O})\text{R}^{40}$, or a sulfonyl chloride of the formula $\text{R}^{22}\text{S}(\text{O})_2\text{Cl}$,
 respectively, in the presence of a base, preferably a tertiary amine base.

Compounds of the formula (5.0) can be prepared via substantially
 the same methods described in PCT International Publication
 25 WO95/00497.

Reaction Scheme 12 describes the synthesis of 2-substituted
 piperazines wherein R^2 is H, alkyl, alkenyl, or alkynyl, as well as the
 synthesis of 2-substituted piperazines wherein R^2 is alkyl, alkenyl, or
 alkynyl which are substituted with substituent groups 1), 2), 3), 5), 6) and
 30 4), wherein $t = 0$, as defined above, with the exception that R^6 and R^7 can
 not be a group that is substituted with $-\text{C}(\text{O})\text{R}^{14}$ or $-\text{SO}_2\text{R}^{14}$.

- 35 -

REACTION SCHEME 12



5

In Scheme 12, the starting BOC-protected amino acids (32.0) are available commercially or can be made by procedures well known in the art. The amino acids (32.0) can be coupled to N-benzyglycine ethyl ester using a coupling agent such as DCC or DEC in a suitable solvent (e.g., DMF, CHCl₃ or CH₂Cl₂) to produce a compound of Formula (33.0). Generally, this reaction is conducted at 0° to 35°C, preferably at about 25°C.

10

- 36 -

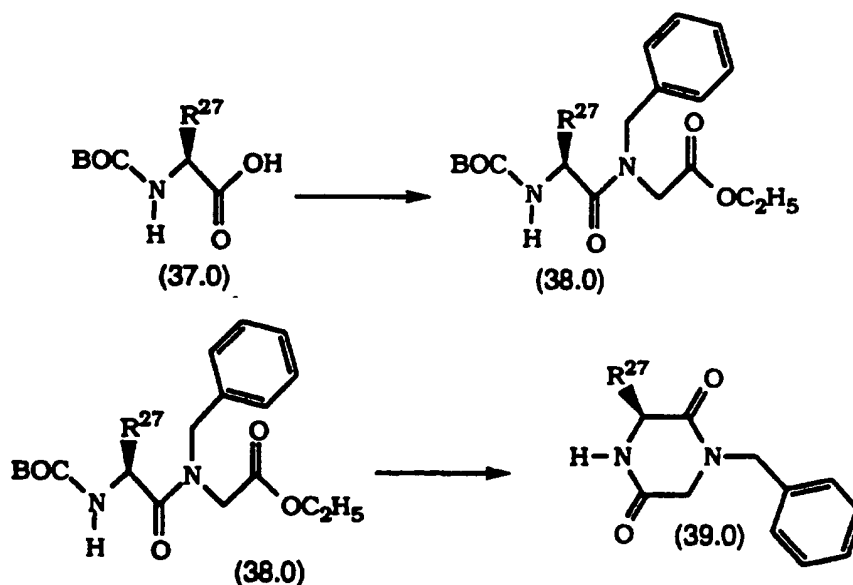
The BOC protecting group of compound (33.0) is hydrolyzed via standard methods, such as treatment with an acid, preferably TFA or HCl, in a suitable solvent such as CHCl_3 or dioxane at 0° to 50°C , preferably at about 25°C and the deprotected dipeptide is cyclized by treatment with base to produce the compound of formula (34.0).

Compound (34.0) is reduced using a hydride reducing agent, preferably LiAlH_4 in refluxing Et_2O or THF to give a piperazine of formula (35.0). The piperazine (35.0) is protected with a BOC group by procedures well known in the art to give the compound of Formula (36.0).

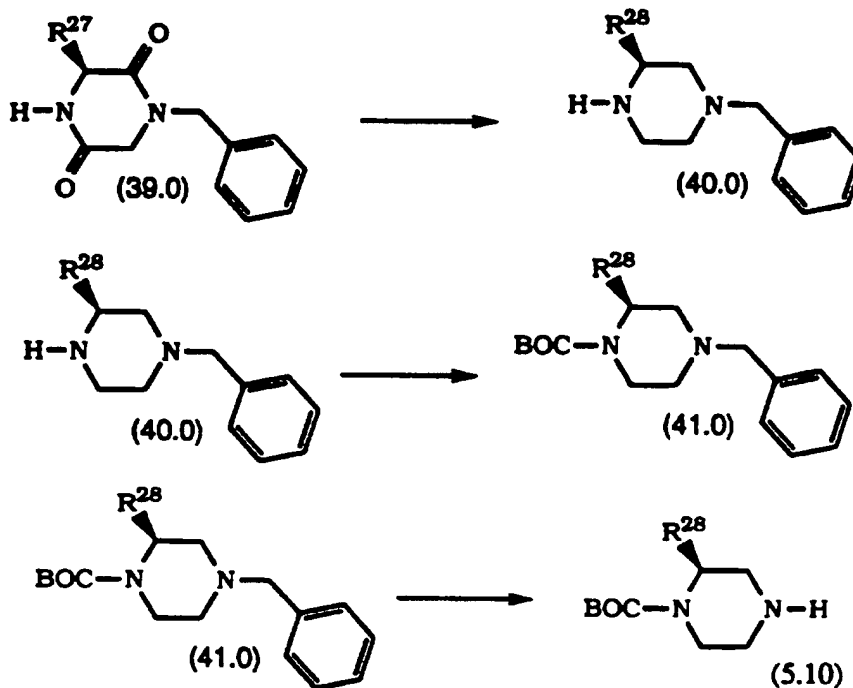
The N-benzyl group of compound (36.0) is removed by catalytic hydrogenation (e.g., using Pd/C and hydrogen gas under pressure of 1 to 100 psi, preferably at about 60 psi, to give the compound of Formula (5.0).

Compounds of Formula 5.0, wherein R^2 represents alkyl, alkenyl or alkynyl substituted with substituent groups 1), 3), 5) or 4), wherein $t = 0$, wherein R^6 or R^7 are substituted with $-\text{C}(\text{O})\text{R}^{14}$ or $-\text{S}(\text{O})_2\text{R}^{14}$ are made according to the process shown in Reaction Scheme 13. Compounds of Formula 5.0, wherein R^2 represents $-\text{C}(\text{O})\text{NR}^6\text{R}^7$ or $-\text{C}(\text{O})\text{OR}^6$, or wherein R^2 represents alkyl, alkenyl or alkynyl substituted with a group 6), 7), 8), 9), 10), 11), 12), 13) or 4), where $t = 1$ or 2, as defined above, are also made according to the process of Scheme 2.

REACTION SCHEME 13



- 37 -



In Reaction Scheme 13, the starting amino acids of formula (37.0),
 5 wherein R^{27} is an alkyl, alkenyl or alkynyl group substituted by an -OH
 group or a -COOH group (or its corresponding ester) are available
 commercially or can be made by procedures known in the art. Compound
 (37.0) is reacted according to the procedures described for the first four
 steps of Reaction Scheme 12 to produce a compound of Formula (40.0)
 10 wherein R^{28} is a hydroxy substituted alkyl, alkenyl or alkynyl group.

Compound (40.0) is then protected with a BOC group and then
 debenzoylated according to the procedures described for steps 5 and 6 of
 Reaction Scheme 12 to produce a compound of Formula (5.10), i.e., a
 compound of formula (5.0) wherein R^2 is a hydroxy substituted alkyl,
 15 alkenyl or alkynyl group.

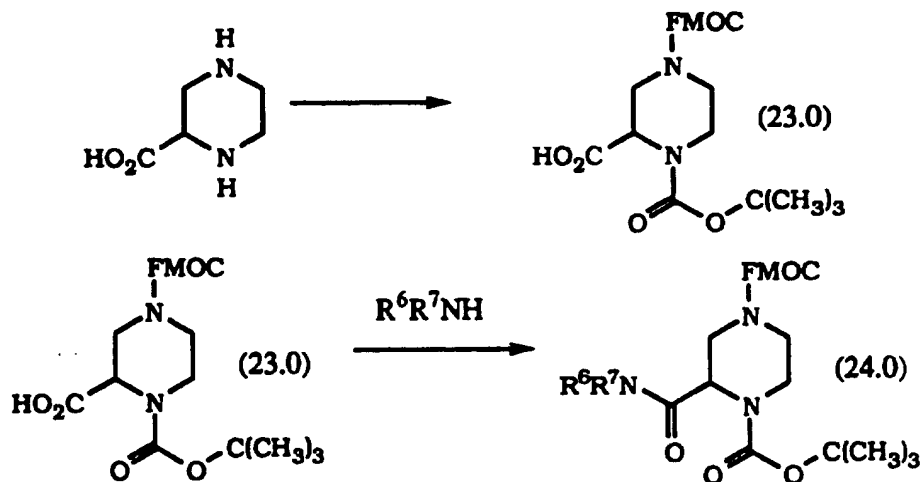
A compound of the formula (5.10) where R^{28} is $-CH_2OH$ can be
 oxidized to produce the corresponding carboxyl group, i.e., where R^2 is
 $-COOH$. This carboxyl group can then be esterified to produce
 compounds wherein R^2 is $-C(O)OR^6$, or converted to an amide to produce
 20 compounds wherein R^2 is $-C(O)NR^6R^7$ by procedures well known in the
 art.

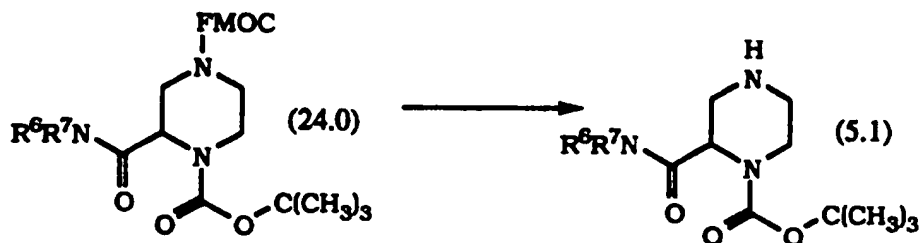
The hydroxy group of R^{28} of a compound of formula (5.10) can be
 converted to a leaving group, such as chloro, mesyloxy or tosyloxy, by
 techniques well known in the art. The leaving group can then be
 25 displaced by various nucleophiles, to produce other compounds of

formula (5.0) For example, reaction with: an organometallic reagent to produce a compound where R^2 is substituted by a substituent 1); a thiol to produce a compound where R^2 is substituted by 4) where $t = 0$; a sulfenyl reagent to produce a compound where R^2 is substituted by 4) where $t = 1$;
 5 a sulfinyl reagent to produce a compound where R^2 is substituted by 4) where $t=2$, or by a substituent 10); an amine to produce a compound where R^2 is substituted by 5); or an alcohol to produce a compound where R^2 is substituted by 3). The hydroxy group on R^{2b} of compound (5.10) can also be: acylated, e.g. with a suitable chloroformate compound, to produce
 10 a compound (5.0) wherein R^2 is substituted by 8) or 9), respectively; or alkylated to produce a compound (5.0) wherein R^2 with is substituted by 3). When R^{2b} is alkyl having more than one carbon atom, or alkenyl or alkynyl, the hydroxy group can be oxidized, as discussed above, to produce the corresponding carboxyl group (i.e., substituent 13) wherein
 15 R^6 is H. This carboxyl group can be esterified to produce compounds wherein substituent 13) is $-C(O)OR^6$ wherein R^6 is other than H, or converted to amides to produce R^2 with a 12) substituent, by procedures well known in the art. When the leaving group is displaced by an amine (e.g., HNR^6R^7) to produce a substituent 5) as described above, for those
 20 substituents wherein at least one of R^6 or R^7 is H, the resulting amine substituent 5) can subsequently be converted to R^2 substituted by 6), 7) or 11) by reacting, with an acyl halide, a carbamyl halide or a sulfonyl halide, respectively, by procedures well known in the art.

Compounds of the formula (5.1), (i.e., racemates of compounds of
 25 the formula (5.0) wherein R^2 is $-C(O)NR^6R^7$), can be prepared from 2-piperazinecarboxylic acid via the process shown in Reaction Scheme 9.

Reaction Scheme 9





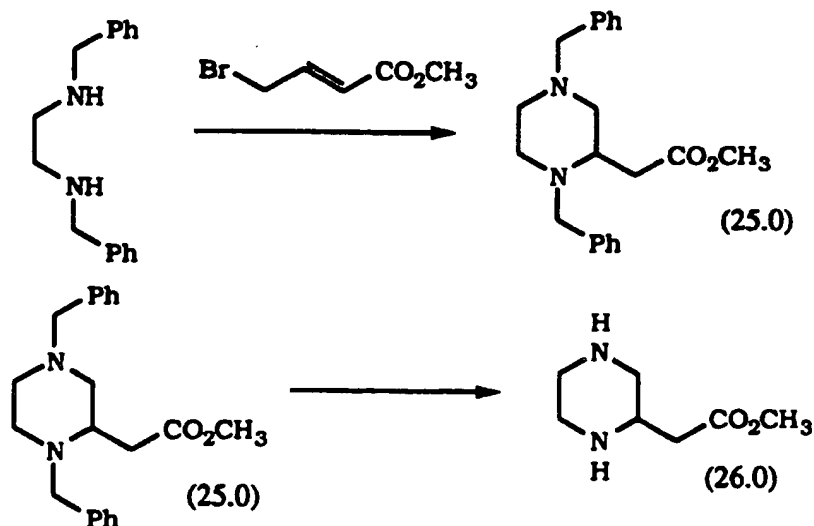
In the process of Reaction Scheme 9, 2-piperazine carboxylic acid is treated with Fmoc-Cl in the presence of a hydroxide base, preferably NaOH or KOH, in a suitable solvent, such as a mixture of dioxane and water, then with BOC-ON under substantially the same conditions to form the differentially protected compound (23.0).

Compound (23.0) is reacted with an amine of the formula R⁶R⁷NH, wherein R⁶ and R⁷ are as defined above, in the presence of DEC or DCC in a suitable solvent, such as DMF or CH₂Cl₂.

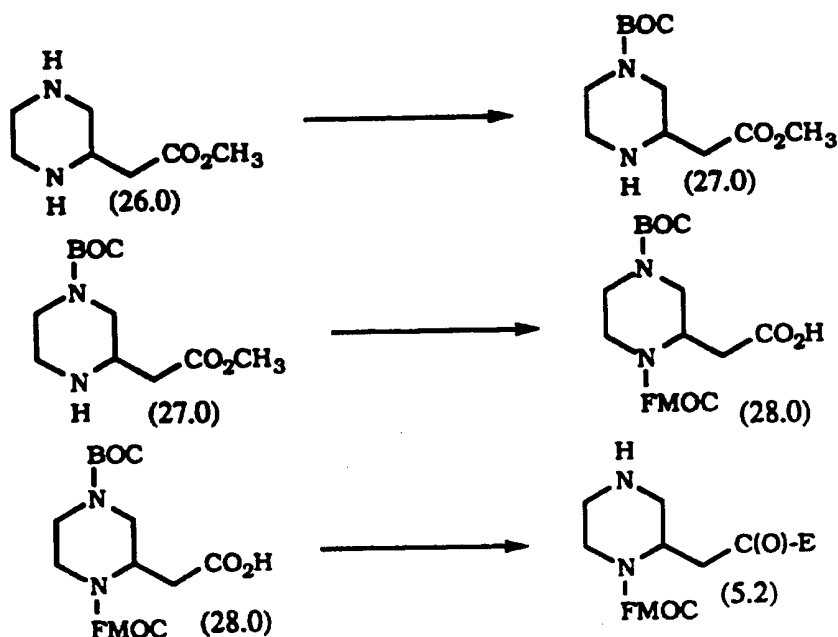
Compound (24.0) is selectively deprotected by treating with TBAF or piperidine in a suitable solvent, such as DMF, to form a compound of the formula (5.1).

Compounds of the formula (5.2), wherein E is -OR⁶ or -NR⁶R⁷, (i.e., racemates of compounds of the formula (5.0) wherein R² is a methyl group substituted by a group of the formula -C(O)OR⁶ or -C(O)NR⁶R⁷), can be prepared via the process shown in Reaction Scheme 10.

Reaction Scheme 10



- 40 -



In the process of Reaction Scheme 10, N,N'-dibenzylethylenediamine is reacted with methyl 4-bromocrotonate and a tertiary amine base, such as Et_3N , in a suitable solvent, such as toluene, to form the N,N'-dibenzylpiperazine derivative (25.0).

Compound (25.0) is hydrogenated over a catalyst, such as Pd/C, to form piperazine derivative (26.0). The 4-amino group of compound (26.0) is then protected with a suitable amine protecting group, such as a BOC group to form compound (27.0).

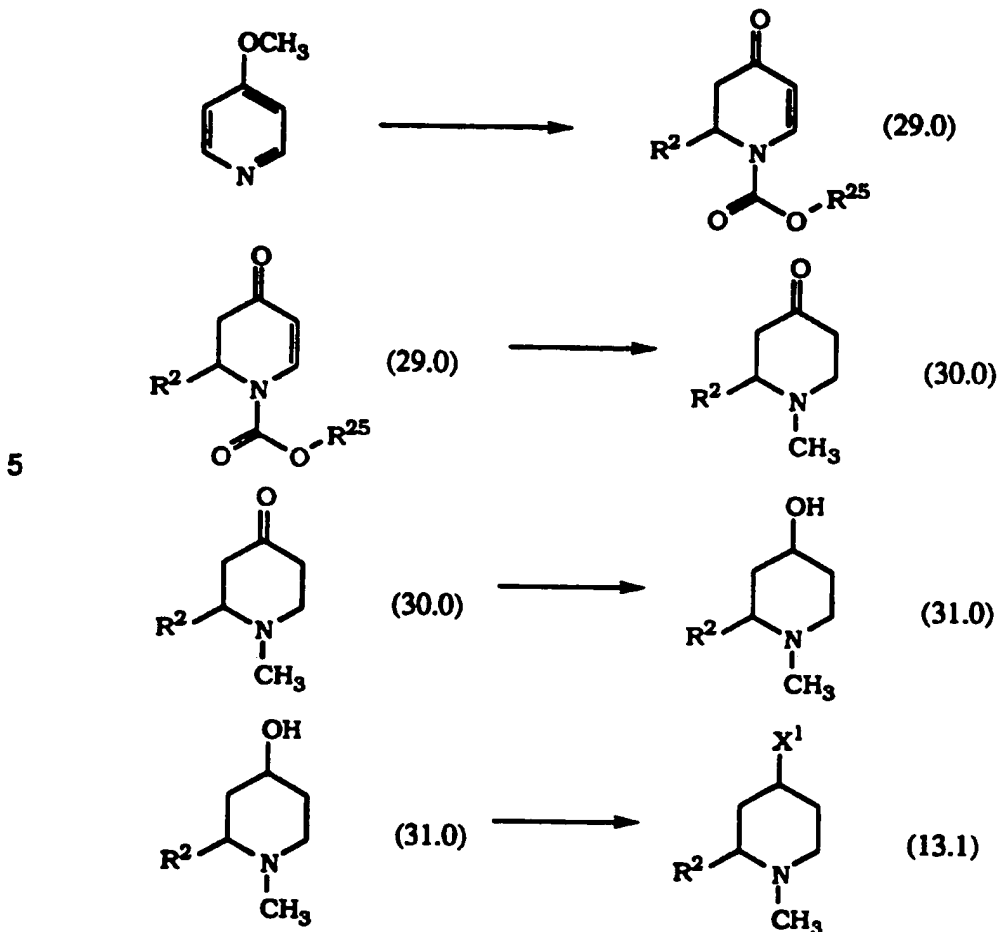
Compound (27.0) is hydrolyzed using a hydroxide base, such as NaOH or KOH, and the free amino group is protected as the FMOC derivative using FMOC-Cl to form compound (28.0).

Compound (28.0) is reacted with an amine of the formula R^6R^7NH using a coupling agent, such as DEC, in a suitable solvent, such as CH_2Cl_2 or DMF, then deprotected using TBAF in DMF to form a compound of the formula (5.2), wherein E is $-NR^6R^7$. Alternatively, compound (28.0) is esterified by reacting with cyanuric fluoride in the presence of a tertiary amine base to form an acid fluoride which is reacted with an alcohol of the formula R^6OH , then deprotected by treating with TBAF or piperidine in DMF to form a compound of the formula (5.2) wherein E is $-OR^6$.

Halide compounds of the formula (13.0) can be prepared as the racemates (13.1), wherein X^1 and R^2 are as defined above, [except for compounds where R^2 is alkyl, alkenyl or alkynyl substituted by a

substituent selected from 6), 7), 8), 9), 10), 11), 12), 13) or 4), wherein t=1 or 2], via the process shown in Reaction Scheme 11.

Reaction Scheme 11



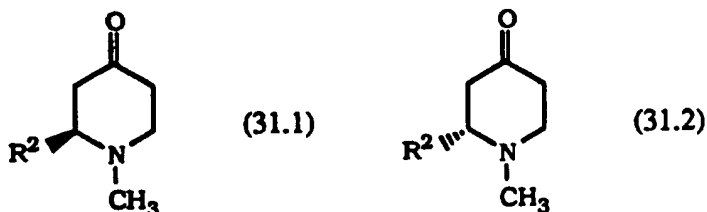
In the process of Reaction Scheme 11, 4-methoxypyridine is reacted with a Grignard reagent of the formula R^2MgX^1 , wherein R^2 and X^1 are as defined above, or alternatively with an organolithium compound of the formula R^2Li , wherein R^2 is as defined above, and with a chloroformate of the formula $R^{25}OC(O)Cl$, wherein R^{25} is phenyl or benzyl, to form a compound of the formula (29.0), wherein R^2 and R^{25} are as defined above. The reactions are carried out via substantially the same procedures as described in Comins, *et al.*, Tet. Lett., 27, (38) 4549-4552 (1986).

Compound (29.0) is converted to a compound of the formula (30.0). For compounds of the formula (29.0) wherein R^{25} is benzyl, this transformation comprises hydrogenation of compound (29.0) using a suitable catalyst, such as Pd/C, followed by N-methylation using a suitable methylating agent, such as methyl iodide, in the presence of a base, such

as NaH, to form the compound (30.0). Compounds of the formula (29.0) wherein R²⁵ is phenyl, are converted by hydrolysis of the phenylcarbamate using either aqueous acid or base to form the free amine, which is methylated, e.g. using methyl iodide and NaH, then
 5 reduced, e.g. by hydrogenation using a suitable catalyst, such as Pd/C, to form the compound (30.0).

Compound (30.0) is reduced using a hydride reducing agent, such as NaBH₄ or NaCNBH₃, to form the alcohol (31.0). The alcohol (31.0) is then converted to the halide (13.1) by treating with a halogenating agent,
 10 such as PCl₃, PCl₅, POCl₃, SOCl₂, SOBr₂, I₂, PBr₃, PBr₅, or a combination of Ph₃P and either I₂ or Br₂.

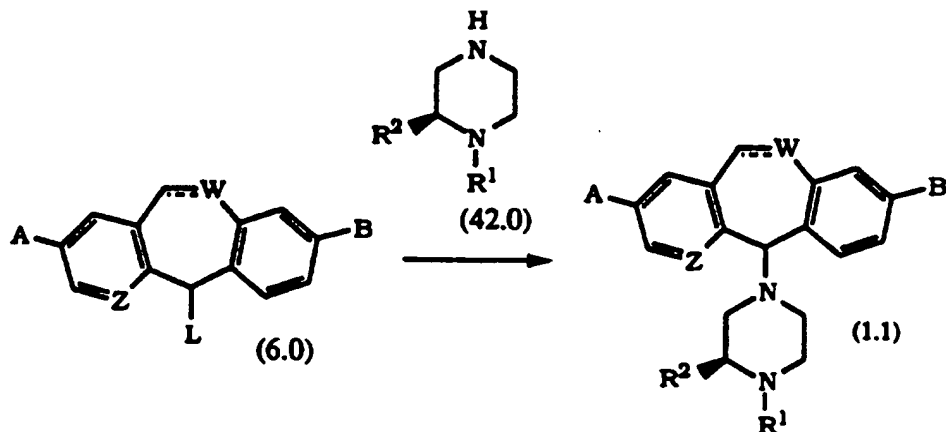
Optically active compounds of the formula (13.0) can be prepared via substantially the same process as described above for compounds of the formula (13.1) by carrying out a resolution step at a suitable
 15 intermediate in the process. For example, resolution of a compound of the formula (30.0) using an suitable resolving agent, such as a chiral acid, would give compounds of the formula (31.1) and (31.2), wherein R² is as defined above. The compound (31.1) could then be carried through the remaining steps of Reaction Scheme 11 to form a compound of the
 20 formula (13.0).



Compounds of the formula (17.0) and (19.0) are known in the art or can readily be prepared by standard methods.

An alternative method for preparing compounds of the formula
 25 (1.1), i.e., compounds of formula (1.0) wherein X is N, is shown in Reaction Scheme 14.

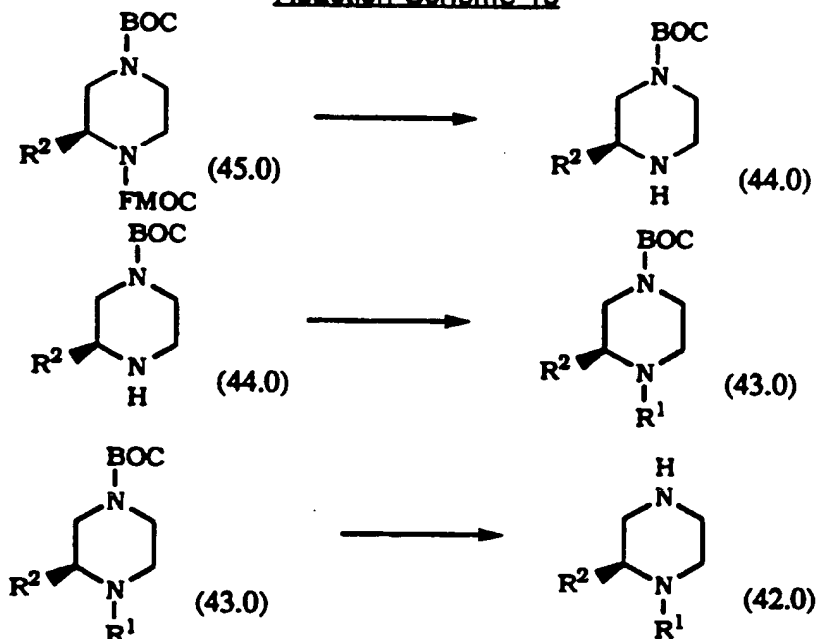
- 43 -

Reaction Scheme 14

In Reaction Scheme 14, a compound of the formula (6.0) is reacted with a compound of formula (42.0), wherein R¹ and R² are as defined above for compound (1.0), in a suitable solvent, such as THF, in the presence of a base, such as a tertiary amine base or DBU, with DBU being preferred, to form a compound of formula (1.1).

Compounds of formula (42.0) are prepared as shown in Reaction Scheme 15.

10

Reaction Scheme 15

In Reaction Scheme 15, compound (45.0), wherein R² is as defined above for compound (1.0), the Fmoc protecting group is selectively deprotected, e.g. by reacting with TBAF or piperidine in a suitable solvent, such as DMF, to form a compound of formula (44.0), which is then

15

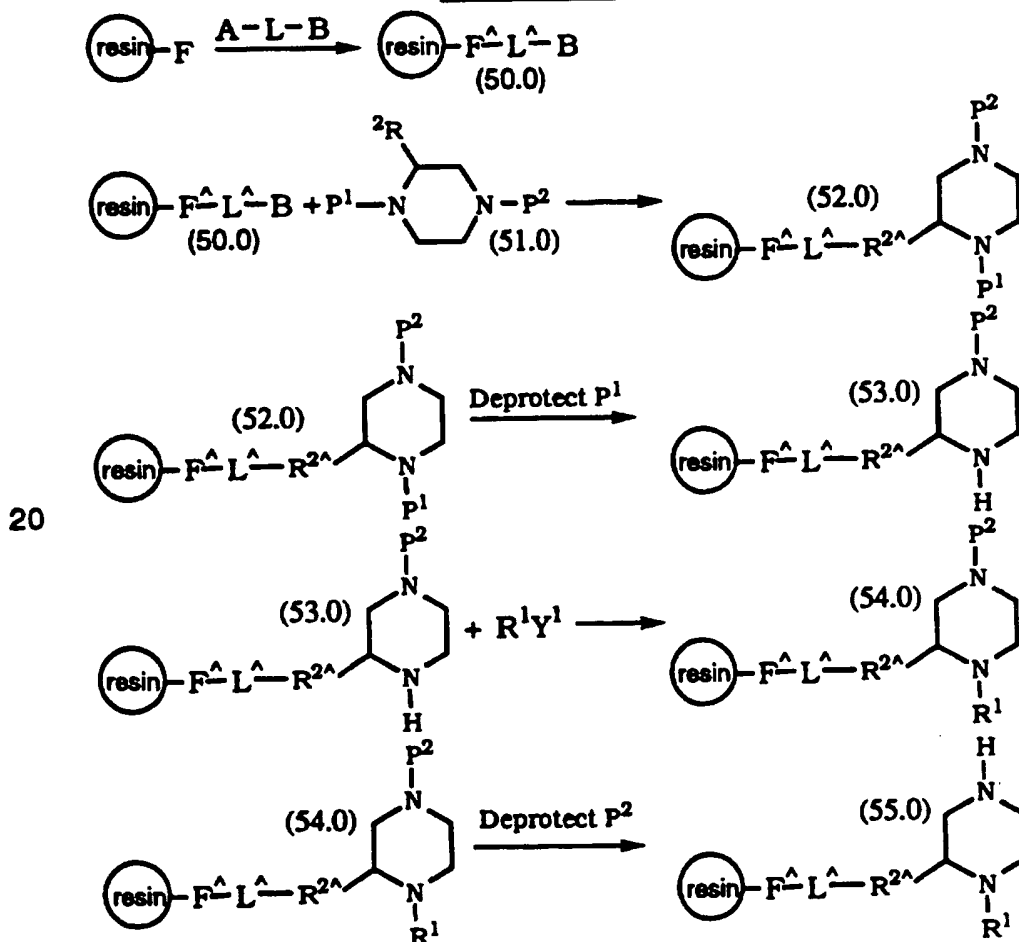
- 44 -

converted to a compound of formula (43.0) via substantially the same methods as described above for conversion of compounds of formula (2.0) into compounds of formula (1.0). Compound (43.0) is then deprotected, e.g. by reacting with an acid, such as TFA, in a suitable solvent, such as CH₂Cl₂, to form a compound of the formula (42.0).

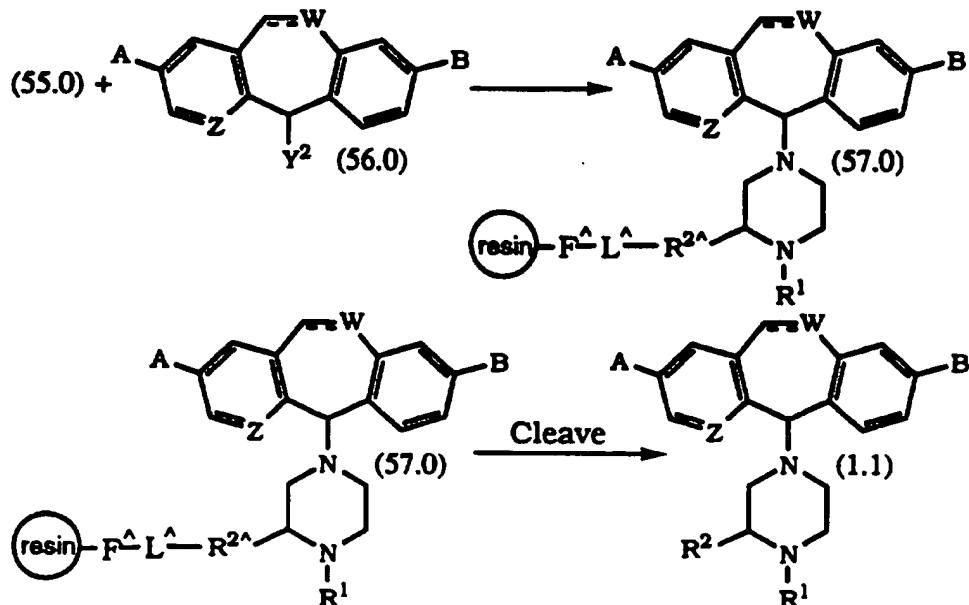
Compounds of the formula (45.0) can be prepared via substantially the same procedures as described above for preparation of compounds of the formula (24.0), (28.0), by switching the order in which the protecting groups BOC and Fmoc are applied, or by similar procedures as those described above for preparing compounds of formula (5.0) by adding additional protection/deprotection steps as necessary.

An encoded combinatorial library of compounds of formula (1.0), wherein X is N and R² has a suitable functional group, can be prepared using combinatorial methods on a solid phase as described in WO 94/08051 (published April 14, 1994), and can be prepared as described in Reaction Scheme 16 below.

Reaction Scheme 16



- 45 -



In Scheme 16, a resin, e.g. (resin)-F, is selected which contains a functional group, (-F), which can couple, or form a covalent bond with a suitable linker (A-L-B). Suitable functional (-F) groups include primary and secondary amines, hydroxy, thiol, carboxylic acid, halide and the like.

5 The linker (A-L-B) can be any compound having (a) a complementary functional "A-" group (e.g. amine, hydroxy, thiol, carboxylic acid, halide and the like) which can couple, or form a covalent bond with (resin)-F; (b)

10 a functional "-B" group (e.g. hydroxy, primary or secondary amine, thiol, carboxylic acid and the like) capable of forming a covalent bond with a suitable functional group in R² of a substituted, N-protected piperazine (51.0), such as an amide or carboxylic acid group in R²; and (c) an organic or inorganic moiety "L" capable of having bound to it functional groups "A"

15 and "B". Representative linkers include, but are not limited to 4-(bromomethyl)-3-nitrobenzoic acid and 4-(hydroxymethyl)phenol. The linker can be coupled to (resin)-F in a suitable solvent (e.g. DCM or methanol), optionally in the presence of a catalyst suitable for the particular coupling reaction.

20 Reagents and reaction conditions for protecting and deprotecting compounds is well known, as described, for example, in T.W. Greene and P. Wuts, *Protective Groups in Organic Synthesis*, 2nd Ed., Wiley Interscience, N.Y. 1991, 473 pages. In addition to having a suitable functional group in its R² group, piperazine (51.0) has protecting groups, P¹ and P² orthogonal to each other and to the linker. Suitable protecting

25 groups include but are not limited to BOC, FMOC, CBZ, allyloxycarbonyl

- 46 -

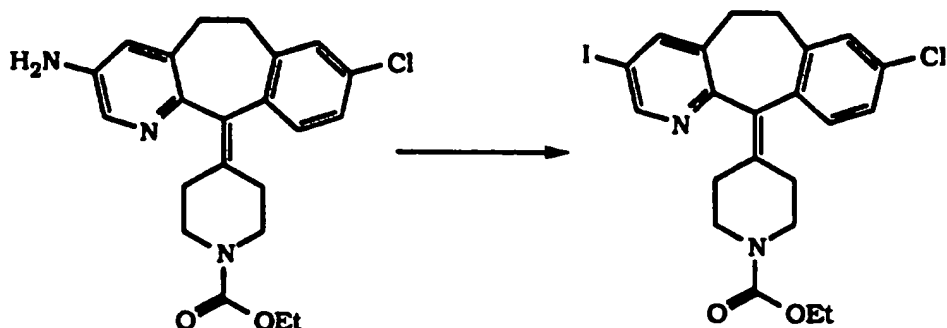
(ALLOC), benzyl, o-nitrophenyl and the like. The resin/linker (50.0) can be coupled to N-protected piperazine (51.0) in the presence of a suitable solvent, optionally in the presence of a catalyst suitable for the particular coupling reaction to give the coupled piperazine (52.0). The "[^]" in
5 moieties such as R^{2^}, F[^] and L[^] indicate that at least one functional group in that moiety is covalently bonded to another functional group.

Protecting group P¹ can be removed by treatment with a suitable deprotecting agent or process, including but not limited to TFA, piperidine, hydrogenolysis, photolysis and the like to give partially deprotected
10 piperazine (53.0). Piperazine (53.0) can then be reacted with compound R¹Y¹, wherein R¹ is as defined before and Y¹ is a suitable leaving group, in a suitable solvent, optionally in the presence of a catalyst suitable for the particular reaction, to give partially protected piperazine (54.0).
Compound (54.0) can be deprotected as described above to give
15 deprotected compound (55.0). Compound (55.0) can be alkylated with compound (56.0), wherein A, B, W and Z are as defined for formula 1.0, and Y² is a suitable leaving group, to give compound (57.0).

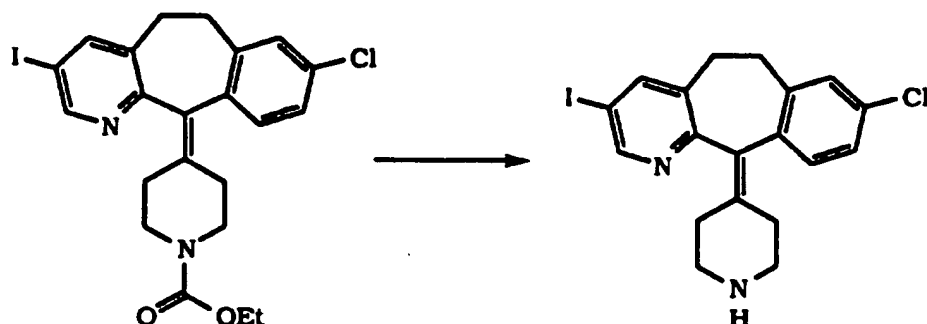
Compound (1.1) can be prepared by cleaving the coupling
20 between the linker and R^{2^} using a suitable reagent or process suitable for the particular bond coupling, e.g. photolysis, acidolysis, hydrolysis and the like.

In the above processes, it is sometimes desirable and/or necessary to protect certain R¹ and R² groups during the reactions. Conventional protecting groups are operable as described in Greene, T.W., "Protective
25 Groups In Organic Synthesis," John Wiley & Sons, New York, 1981. For example, see the groups listed in Table 1 on page 60 of WO 95/10516 (published April 20, 1995).

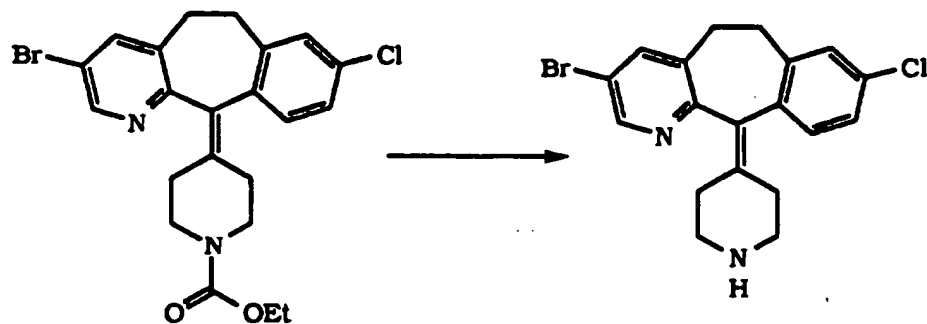
Compounds useful in this invention may be prepared by the methods disclosed in WO 95/10516, and by the methods described in the
30 examples below. The following preparative examples should not be construed as limiting the scope of the disclosure. Alternative mechanistic pathways and analogous structures within the scope of the invention may be apparent to those skilled in the art.

PREPARATIVE EXAMPLE 1**Step A:**

- Combine 6 g (15.11 mmol) of the title compound of Preparative Example 47B, of WO 95/10516, and benzene, and add 2.3 g (9.06 mmol) of iodine. Heat the mixture at reflux for 3 hours, cool, then dilute with 50 mL of CH₂Cl₂. Wash the organic phase with 5% NaHSO₃(aqueous) (3 x 80 mL), then with 1M NaOH (aqueous) (2x 80 mL), and dry over MgSO₄. Concentrate to a residue chromatograph (silica gel, 30% EtOAc/hexanes), to give 3.2 g (42% yield) of the product iodo compound. MS, MH⁺ = 509

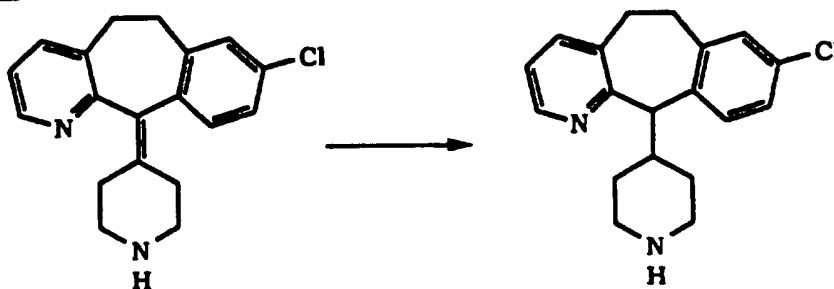
Step B:

- The product of Step A is hydrolyzed via substantially the same procedure as described in Example 358, Step A, of WO 95/10516, to give the iodoamine product in 89% yield.

PREPARATIVE EXAMPLE 2

The product of Preparative Example 47, Step C, of WO 95/10516, (2.42 g) is hydrolyzed via substantially the same procedure as described in Example 358, Step A, of WO 95/10516, to give 1.39 g (69% yield) of the bromoamine product.

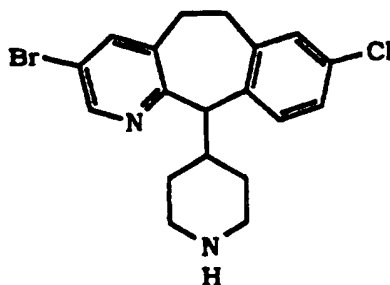
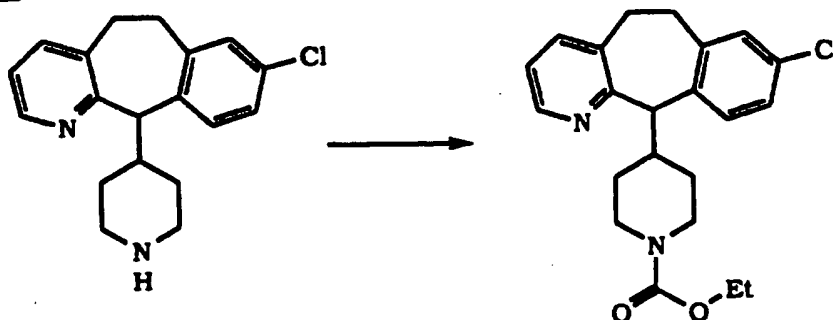
5

PREPARATIVE EXAMPLE 3Step A:

10

Combine 82.0 g (0.26 mole) of the product of Preparative Example 1, Step G, of WO 95/10516, and 1 L of toluene, then add 20.06 g (0.53 mole) of LiAlH_4 and heat the reaction mixture at reflux overnight. Cool the mixture to room temperature and add ~1 L of Et_2O , followed by dropwise addition of saturated Na_2SO_4 (aqueous) until a precipitate forms. Filter and stir the filtrate over MgSO_4 for 30 minutes, then concentrate *in vacuo* to give the product compound in 83% yield. Mass Spec.: $\text{MH}^+ = 313$

15

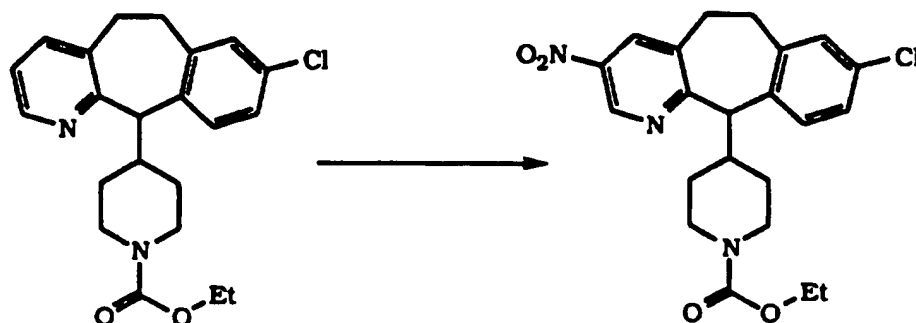
PREPARATIVE EXAMPLE 4Step A:

20

Combine 24.32 g (74.9 mmol) of the Product from Preparative Example 3, Step A, 500 mL of toluene, 83 mL of Et_3N and 65.9 mL of ethyl

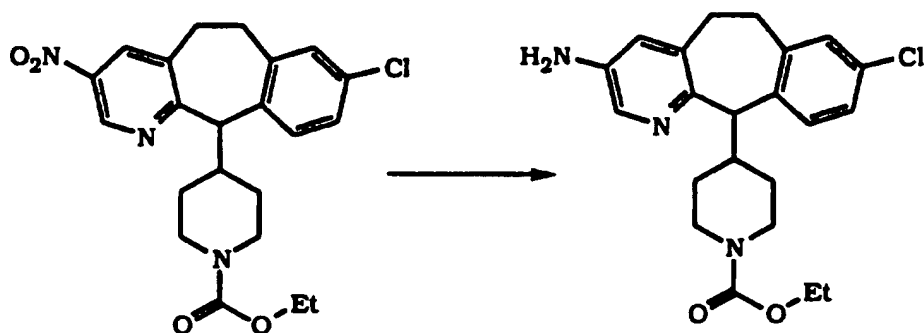
chloroformate and heat the mixture at reflux overnight. Cool to 25°C, pour into 200 mL of water and extract with EtOAc. Dry the extract over MgSO₄, concentrate *in vacuo* to a residue and chromatograph (silica gel, 50% EtOAc/hexane) to give 15 g of the product compound. MS: MH⁺ = 385.

5 **Step B:**

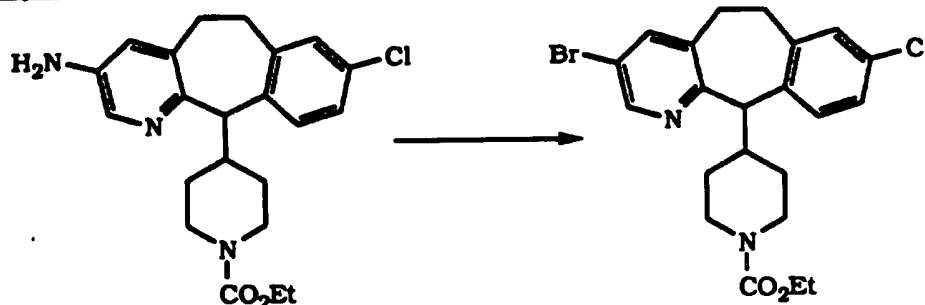


Dissolve 3.2 g (10.51 mmol) of tetra-n-butylammonium nitrate in 25 mL of CH₂Cl₂ and add 2.2 g (10.51 mmol, 1.5 mL) of TFAA. Cool to 0°C and add the mixture (via cannula) to a solution of 3.68 g (9.56 mmol) of the product of Step A in 50 mL of CH₂Cl₂ at 0°C, then stir at 0°C for 3 hours. Allow the mixture to warm to 25°C while stirring overnight, then extract with saturated NaHCO₃ (aqueous) and dry over MgSO₄. Concentrate *in vacuo* to a residue and chromatograph (silica gel, 30% EtOAc/hexane) to give 1.2 g of the product compound. MS: MH⁺ = 430.

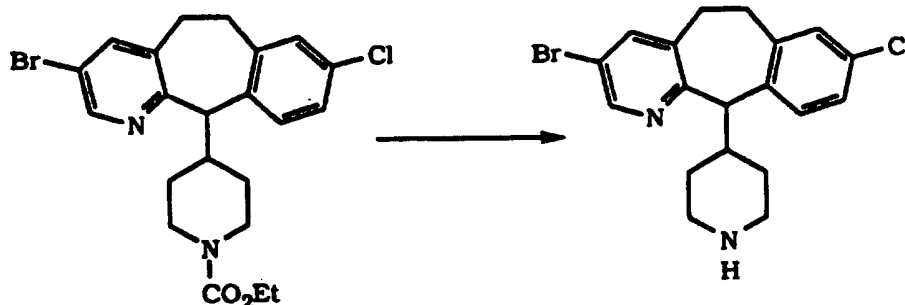
15 **Step C:**



Combine 2.0 g (4.7 mmol) of the Product of Step B and 150 mL of 85% EtOH (aqueous), add 2.4 g (42 mmol) of Fe filings and 0.24 g (2.1 mmol) of CaCl₂, and heat at reflux for 16 hours. Filter the hot mixture through a bed of celite[®], wash the celite[®] with hot EtOH. Concentrate the filtrate *in vacuo* to give a 100% yield of the product compound. MS: MH⁺ = 400.

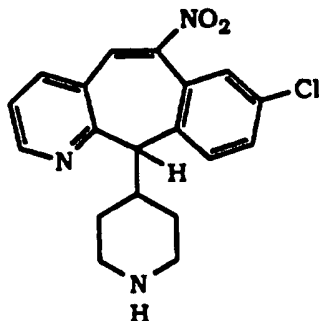
Step D:

Combine 2.0 g (5.2 mmol) of the Product of Step C and 20 mL of 48% HBr, cool the mixture to -5°C . Stir the mixture at -5°C for 15 minutes and slowly add a solution of 1.07 g (15.5 mmol) of NaNO_2 in 10 mL of water. Stir for 45 minutes, then quench with 50% NaOH (aqueous) to pH ~10. Extract with EtOAc, dry the combined extracts over MgSO_4 and concentrate *in vacuo* to give the product compound. MS: $\text{MH}^+ = 465$

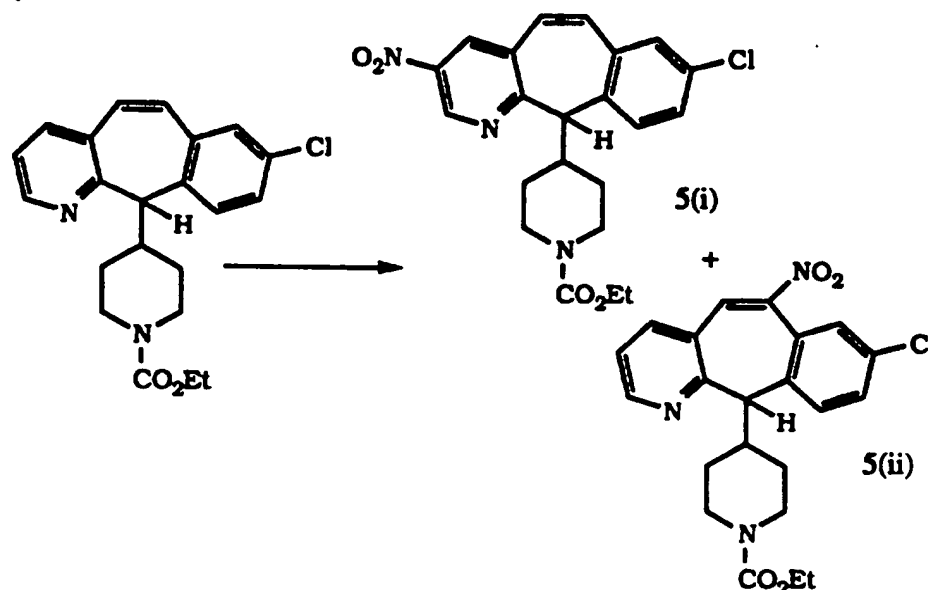
Step E:

10

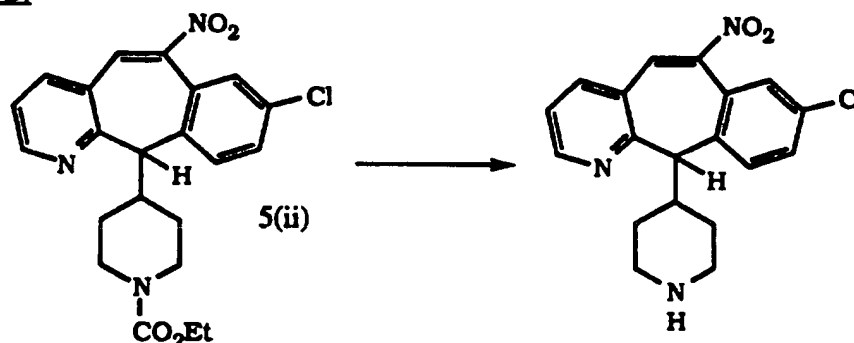
Hydrolyze 4.0 g of the Product of Step D via substantially the same process as described for Example 358, Step A, of WO 95/10516, to give 1.39 g of the product compound. MS: $\text{MH}^+ = 392$

PREPARATIVE EXAMPLE 5

15

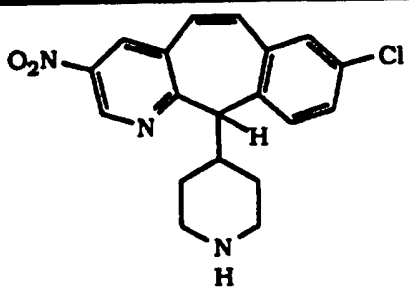
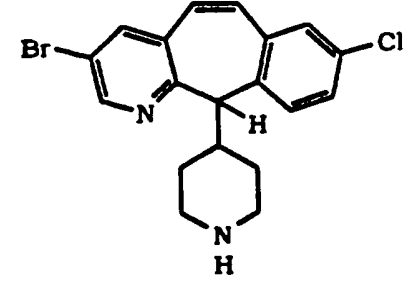
Step A:

Combine 14.95 g (39 mmol) of the Product of Preparative Example 34A, of WO 95/10516, and 150 mL of CH₂Cl₂, then add 13.07 g (42.9 mmol) of (nBu)₄NNO₃ and cool the mixture to 0°C. Slowly add (dropwise) a solution of 6.09 mL (42.9 mmol) of TFAA in 20 mL of CH₂Cl₂ over 1.5 hours. Keep the mixture at 0°C overnight, then wash successively with saturated NaHCO₃ (aqueous), water and brine. Dry the organic solution over Na₂SO₄, concentrate *in vacuo* to a residue and chromatograph the residue (silica gel, EtOAc/hexane gradient) to give 4.32 g and 1.90 g of the two product compounds 5(i) and 5(ii), respectively. MS (5(i)): MH⁺ = 428.2; MS (5(ii)): MH⁺ = 428.3

Step B:

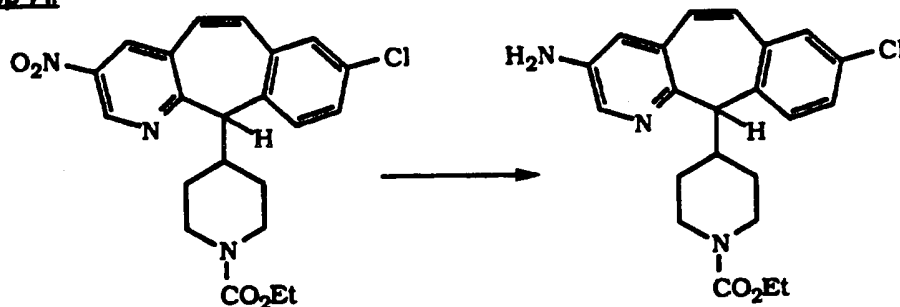
The compound 5(ii) from Step A (0.20 g) is hydrolyzed via substantially the same procedure as described for Example 358, Step A, of WO 95/10516, to give 0.16 g of the product compound.

Using the starting compound indicated and substantially the same procedure as described in Preparative Example 5, Step B, the following product compounds are prepared:

Starting Compound	Compound	Analytical Data
Preparative Example 5, Step A, compound 5(i)	 Preparative Example 5A	---
Preparative Example 6, Step B, compound 6(i)	 Preparative Example 5C	MS: MH ⁺ = 466.9

PREPARATIVE EXAMPLE 6

5 Step A:

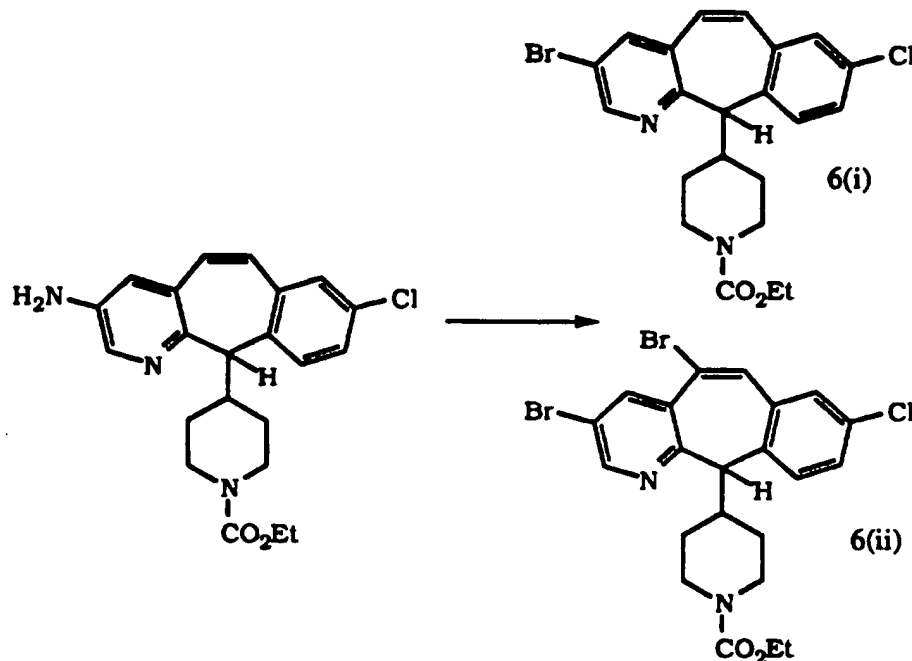


Combine 22.0 g (51.4 mmol) of the product 5(i) from Preparation 5, Step A, 150 mL of 85% EtOH (aqueous), 25.85 g (0.463 mole) of Fe powder and 2.42 g (21.8 mmol) of CaCl₂, and heat at reflux overnight.

- 10 Add 12.4 g (0.222 mole) of Fe powder and 1.2 g (10.8 mmol) of CaCl₂ and heat at reflux for 2 hours. Add another 12.4 g (0.222 mole) of Fe powder and 1.2 g (10.8 mmol) of CaCl₂ and heat at reflux for 2 hours more. Filter the hot mixture through celite[®], wash the celite[®] with 50 mL of hot EtOH and concentrate the filtrate *in vacuo* to a residue. Add 100 mL of
- 15 anhydrous EtOH, concentrate to a residue and chromatograph the residue

(silica gel, MeOH/CH₂Cl₂ gradient) to give 16.47 g of the product compound.

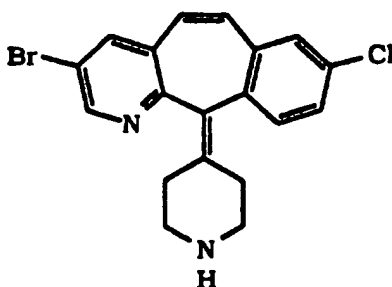
Step B:

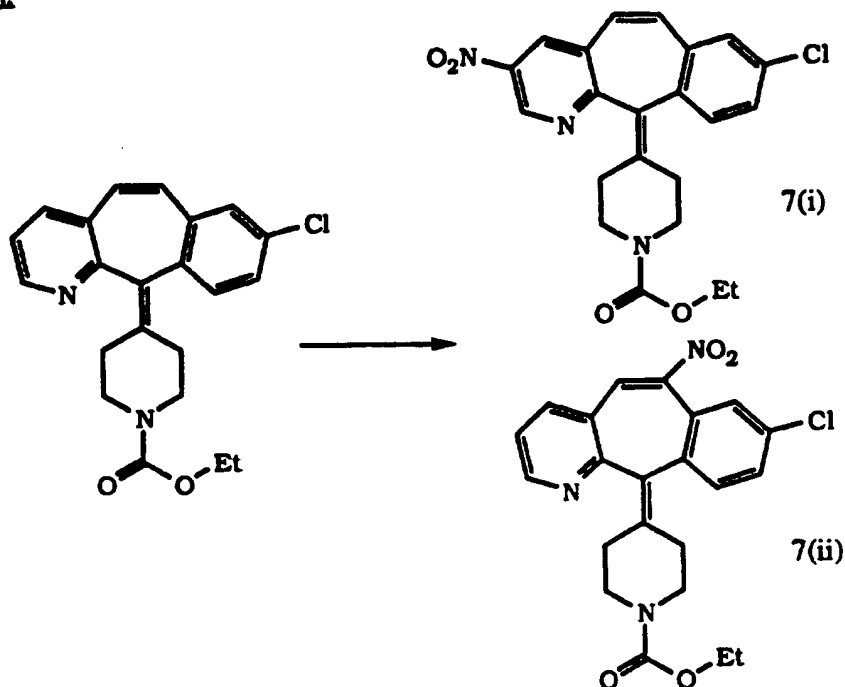


- 5 Combine 16.47 g (41.4 mmol) of the product compound from Preparative Example 6, Step A, and 150 mL of 48% HBr (aqueous) and cool to -3°C. Slowly add (dropwise) 18 mL of bromine, then slowly add (dropwise) a solution of 8.55 g (0.124 mole) of NaNO₃ in 85 mL of water. Stir for 45 minutes at -3° to 0°C, then adjust to pH = 10 by adding 50% NaOH
- 10 (aqueous). Extract with EtOAc, wash the extracts with brine and dry the extracts over Na₂SO₄. Concentrate to a residue and chromatograph (silica gel, EtOAc/hexane gradient) to give 10.6 g and 3.28 g of the two product compounds 6(i) and 6(ii), respectively. MS (6(i)): MH⁺ = 461.2; MS (6(ii)): MH⁺ = 539

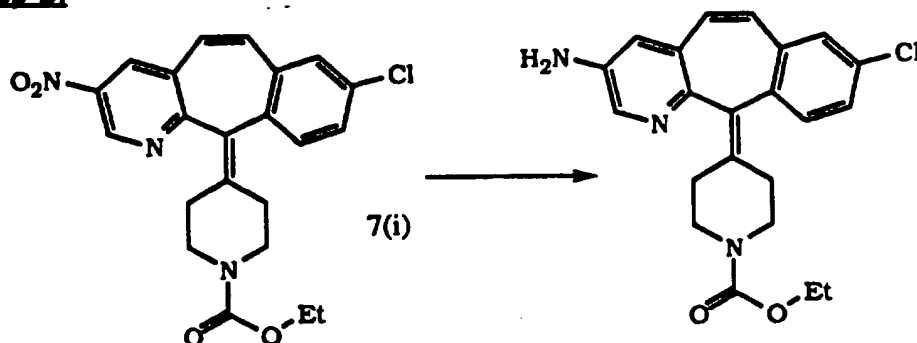
15

PREPARATIVE EXAMPLE 7



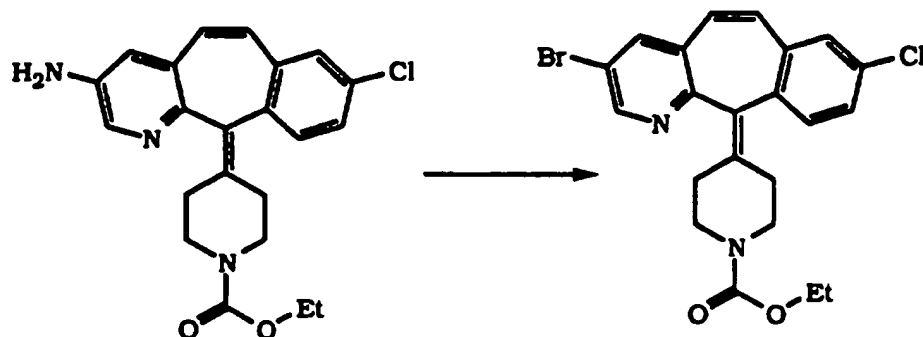
Step A:

- Combine 1.07 g (3.52 mmol) of tetrabutylammonium nitrate, 4 mL of anhydrous CH_2Cl_2 and 0.743 g (3.52 mmol) of TFAA, and add the resulting mixture to a solution of 1.22 g (3.20 mmol) of the title compound of Preparative Example 37, of WO 95/10516, in 8 mL of anhydrous CH_2Cl_2 at room temperature. Stir at room temperature overnight, then wash with 20 mL of saturated NaHCO_3 (aqueous) and 20 mL of brine, and dry over MgSO_4 . Concentrate *in vacuo* and chromatograph the resulting residue (silica gel, EtOAc/hexane) to give 0.216 g of the product compound 7(i) and 0.27 g of the product compound 7(ii). MS: (7(i)) $\text{MH}^+ = 426$, m.p. (7(i)) $97.5^\circ - 99.2^\circ\text{C}$.

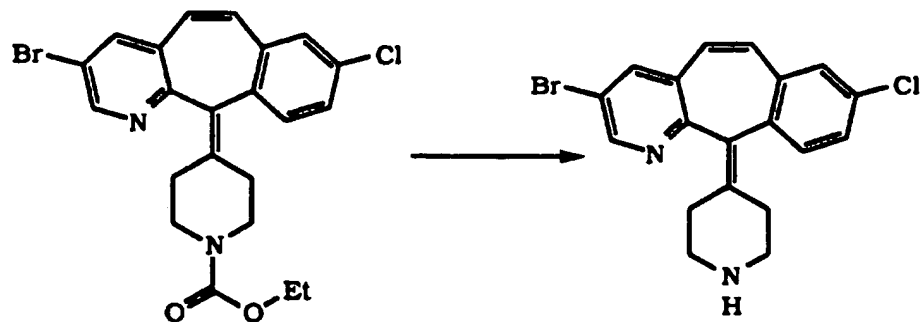
Step B:

- Reduce the product 7(i) from Step A via essentially the same procedure as described in Preparative Example 47, Step B, of WO 95/10516, to give the product compound. MS: $\text{MH}^+ = 396$

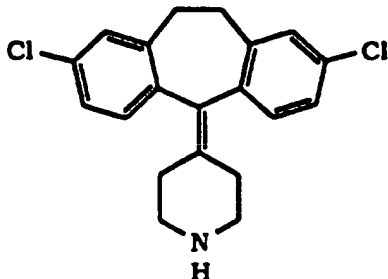
- 55 -

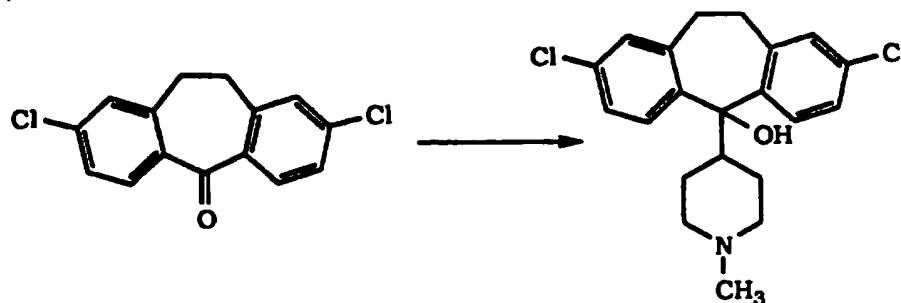
Step C:

React the product from Step B with HBr and Br₂ via essentially the same procedure as described in Preparative Example 47, Step C, of WO 95/10516, to give the product compound. MS: MH⁺ = 459

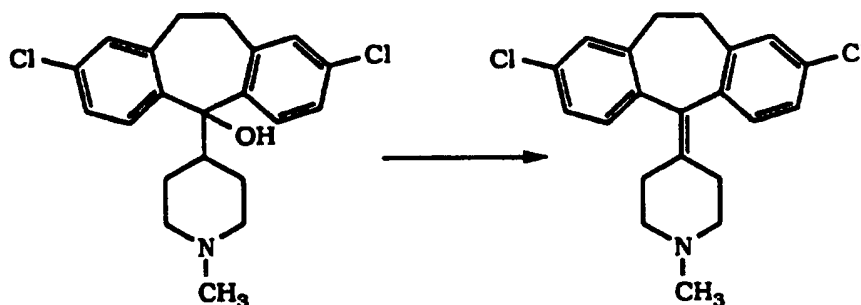
Step D:

Hydrolyze 0.83 g of the product from Step C by combining the product with anhydrous EtOH and concentrated HCl and stirring at reflux. Cool the reaction mixture to about 0°C and basify by adding KOH. Extract with CH₂Cl₂, dry the extract over MgSO₄, and concentrate in vacuo to give 0.56 g of the product compound. MS: MH⁺ = 387

PREPARATIVE EXAMPLE 8

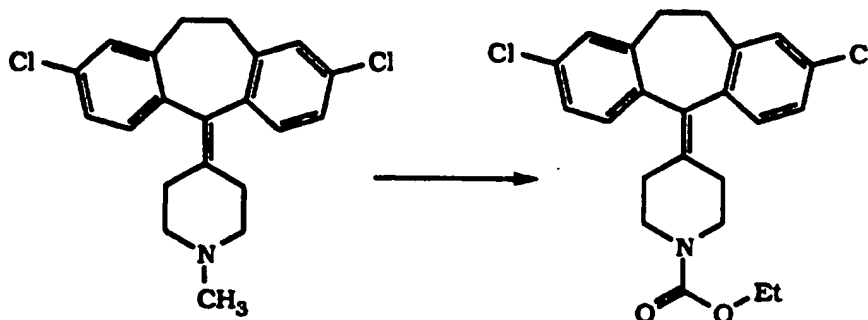
Step A:

- Combine 7.3 g (26.4 mmol) of the starting ketone (see J. Med. Chem., 4238 (1992)) and 230 mL of THF and cool to 0°C. Add a solution of 32.2 mmol) of N-methyl-piperidine-4-magnesium bromide in 26 mL of THF and stir at 0°-5°C for 4 hours. Add 400 mL of EtOAc, wash with saturated NH₄Cl (aqueous), and dry over MgSO₄. Concentrate *in vacuo* to a residue, add ~200 mL of CH₂Cl₂ and stir for 0.5 hours. Filter to collect the resulting solid and concentrate the filtrate to a volume of ~100 mL and let sit at 5 °C for 18 hours. Filter and combine the solids to obtain a total of 7 g (19.4 mmol) of the product compound. m.p.=153.7°-158 °C; MS: (CI) MH⁺ = 376

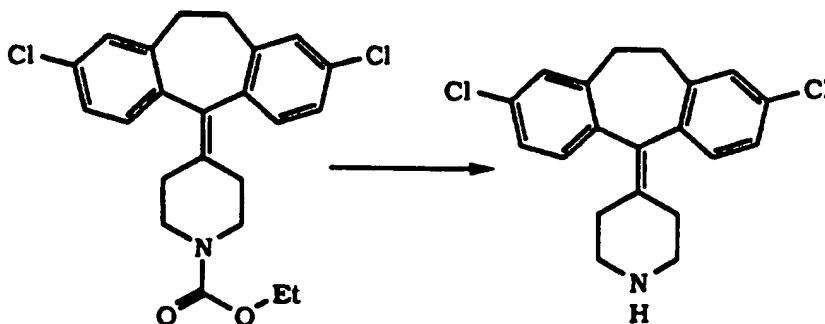
Step B:

- Combine 5 g of the product from Step A and 30 mL of TFA at ambient temperature and stir for 1 hour. Concentrate *in vacuo* to a residue, dissolve the residue in CH₂Cl₂ and wash with a saturated NaHCO₃ (aqueous). Concentrate *in vacuo* to give 4.64 g of the product compound. m.p.= 136.7°-138°C; MS: (FAB) MH⁺ = 358.1

- 57 -

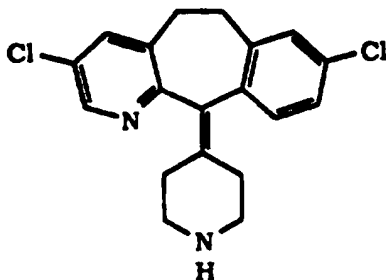
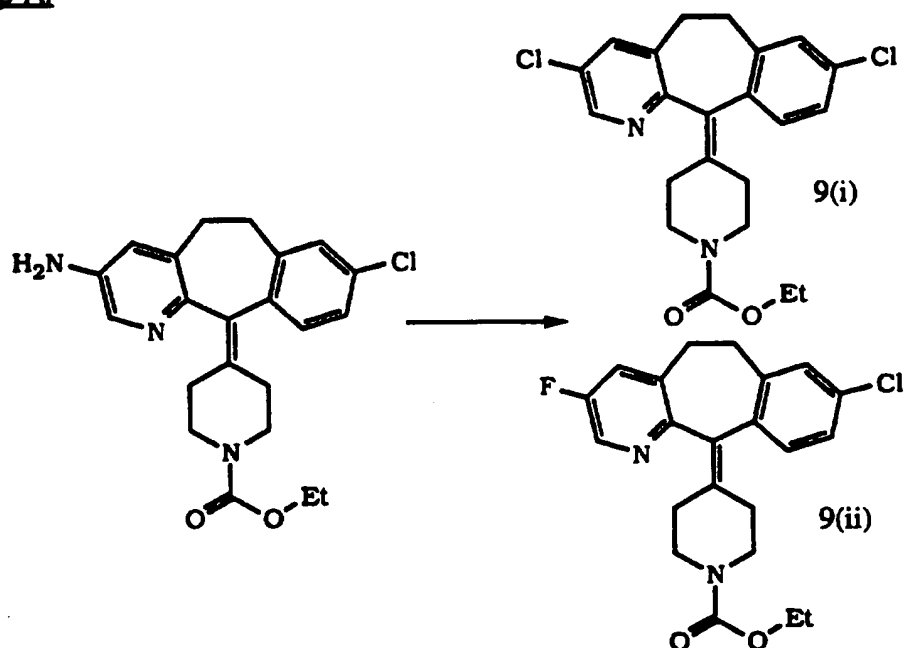
Step C:

- Combine 0.6 g (1.75 mmol) of the product of Step B and 25 mL of toluene, add 0.73 mL (5.27 mmol) of Et₃N and 1.34 mL (14 mmol) of ClCO₂Et, and heat to 80°C for 2 hours. Add 0.7 mL more of ClCO₂Et, heat for 1 more hour, then cool to 25 °C and concentrate *in vacuo* to a residue. Dissolve the residue in EtOAc and wash with 1N NaOH (aqueous) followed by brine. Dry over MgSO₄, concentrate *in vacuo* to a residue and chromatograph (silica gel, 10% EtOAc/hexanes) to give 0.55 g of the product compound. MS: (FAB) MH⁺ = 416.2

Step D:

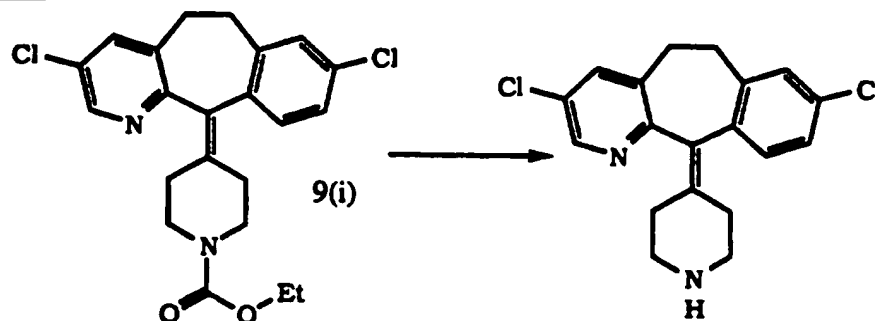
- Dissolve 5 g (12.5 mmol) of the product of Step C in 30% HBr in HOAc and heat at 40°C for 24 hours, then cautiously add the mixture to cold 25 % NaOH (aqueous). Extract with CH₂Cl₂ (3 X 100 mL), concentrate the extracts to a residue and chromatograph (silica gel, 5% to 30 % MeOH/CH₂Cl₂) to give 2.18 g of the product compound. m.p. = 159.5°-160.8°C; MS: (FAB) MH⁺ = 344.1

- 58 -

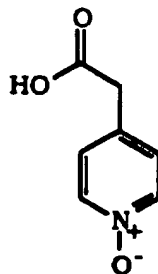
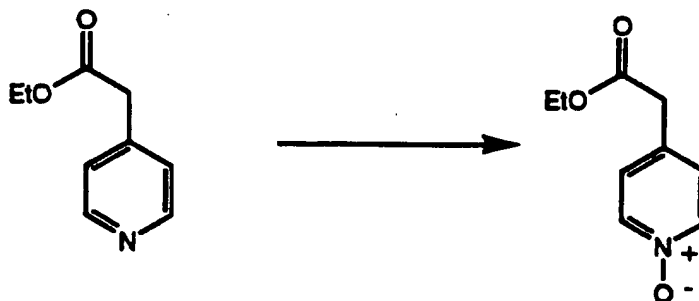
PREPARATIVE EXAMPLE 9**Step A:**

- 5 Combine 16.25 g (40.83 mmol) of the product of Preparative Example 47, Step B, of WO 95/10516, and a slurry of 7.14 g (61.11 mmol) of NOBF_4 in 100 mL of CH_2Cl_2 and stir the mixture for 3 hours. Add 100 mL of *o*-dichlorobenzene and heat for 5 hours, distilling the CH_2Cl_2 from the mixture. Concentrate *in vacuo* to a residue, add 200 mL of CH_2Cl_2 and
- 10 wash with water (2 X 200 mL). Dry over MgSO_4 , concentrate *in vacuo* to a residue, and chromatograph (silica gel, 20% EtOAc/hexane) to give 4.1 g of product compound 9(i) and 4.01 g of Product compound 9(ii). MS (9(i)): $\text{MH}^+ = 418$, MS (9(ii)): $\text{MH}^+ = 401$

- 59 -


Step B:

Hydrolyze the product 9 (i) from Step A via essentially the same process as described for Example 358, Step A, of WO 95/10516, to give the product compound. MS: $MH^+ = 346$


PREPARATIVE EXAMPLE 10**Step A:**

Combine 10 g (60.5 mmol) of ethyl 4-pyridylacetate and 120 mL of dry CH_2Cl_2 at $-20^\circ C$, add 10.45 g (60.5 mmol) of MCPBA and stir at $-20^\circ C$ for 1 hour and then at $25^\circ C$ for 67 hours. Add an additional 3.48 g (20.2 mmoles) of MCPBA and stir at $25^\circ C$ for 24 hours. Dilute with CH_2Cl_2 and wash with saturated $NaHCO_3$ (aqueous) and then water. Dry over $MgSO_4$, concentrate *in vacuo* to a residue, and chromatograph (silica gel, 2%-5.5% (10% NH_4OH in MeOH)/ CH_2Cl_2) to give 8.12 g of the product compound. MS: $MH^+ = 182.15$

- 60 -

Step B:


Combine 3.5 g (19.3 mmol) of the product of Step A, 17.5 mL of EtOH and 96.6 mL of 10% NaOH (aqueous) and heat the mixture at 67°C for 2 hours. Add 2 N HCl (aqueous) to adjust to pH = 2.37 and concentrate *in vacuo* to a residue. Add 200 mL of dry EtOH, filter through celite® and wash the filter cake with dry EtOH (2X50 ml). Concentrate the combined filtrates *in vacuo* to give 2.43 g of the title compound.

PREPARATIVE EXAMPLE 11

10

Combine 10 g (65.7 mmol) of 3-methoxycarbonylaminopyridine and 150 mL of CH₂Cl₂, cool to 0°C and slowly add (dropwise) a solution of 13.61 g (78.84 mmol) of MCPBA in 120 mL of CH₂Cl₂ at 0°C over a period of 1 hour. Stir the mixture at 25°C for 5 days, then wash with saturated NaHCO₃ (aqueous), then water and dry over MgSO₄. Concentrate *in vacuo* to a residue and chromatograph (silica gel, 2%-5% (10% NH₄OH in MeOH)/CH₂Cl₂) to give the product compound. MS: MH⁺ = 169

15

PREPARATIVE EXAMPLE 12

20

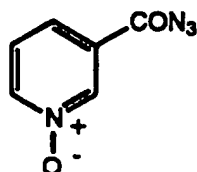
Combine 5 g (36.0 mmol) of isonicotinic acid 1-N-oxide and 150 mL of anhydrous DMF, add 5.5 mL (39.6 mmol) of Et₃N and stir at 0°C for 0.5 hours. Slowly add (dropwise) 8.5 mL (39.6 mmol) of diphenylphosphoryl azide at 0°C over 10 minutes, stir at 0°C for 1 hour and then at 25°C for 24 hours (as generally described in Pavia, *et al.*, Journal of Medicinal

25

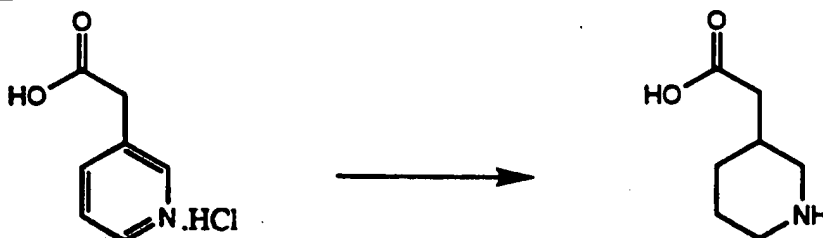
- 61 -

Chemistry, 33, 854-861 (1990). Concentrate *in vacuo* to a residue and chromatograph (silica gel, 0.5%-1% MeOH/CH₂Cl₂) to give 5.9 g of the product compound.

5 Using nicotinic acid 1-N-oxide and substantially the same procedure as described for Preparative Example 12 the following compound was prepared:

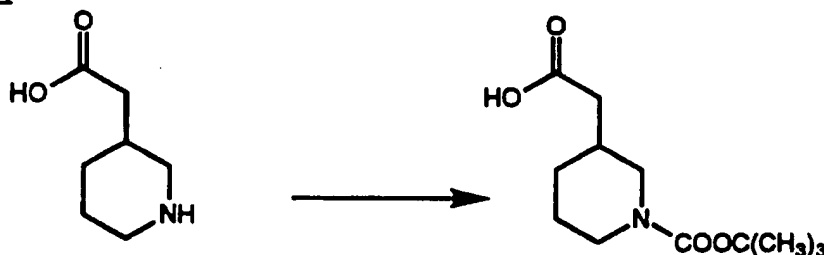


(12A)

PREPARATIVE EXAMPLE 13Step A:

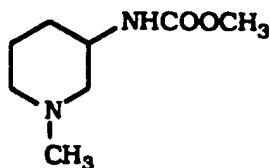
10

Hydrogenate 25 g (144 mmol) of 3-pyridylacetic acid hydrochloride for 144 hours using the procedure described in Preparative Example 15, of WO 95/10516, to give 20 g of the product compound. MS: MH⁺ = 144.

Step B:

15

React 12 g (83.8 mmol) of the product of Step B for 148 hours using the procedure described in Preparative Example 13, Step B, of WO 95/10516, to give 17.5 g of the product compound. MS: MH⁺ = 244.25

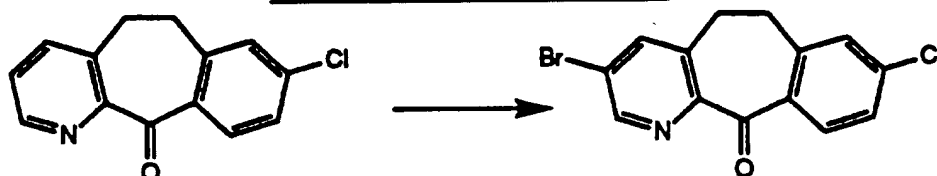
PREPARATIVE EXAMPLE 14

20

Combine 25 g (164.4 mmol) of methyl 3-pyridylcarbamate and 163.3 mL of 1N HCl (aqueous), stir until all of the solid dissolves, then

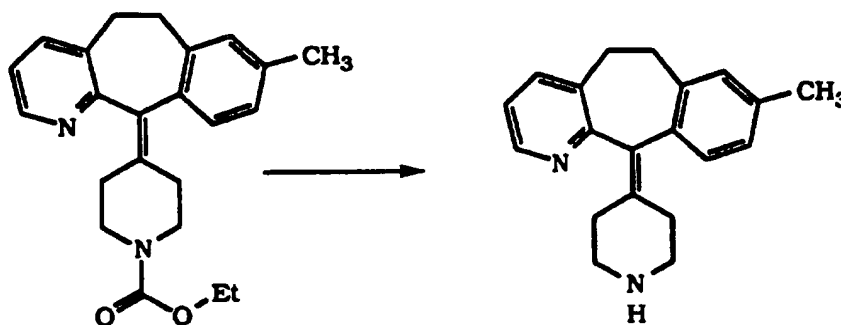
hydrogenate over 10% Pd/C at 25°C at 55 psi for 220 hours. Filter, wash the solids with water and treat the combined filtrates with 150 mL of BioRad AG1X8 ion exchange resin (OH⁻). Filter, wash the resin with water and concentrate the filtrate to a volume of 100 mL. Add 16.43 mL (197.3 mmol) of 37% formalin and hydrogenate over 10% Pd/C at 25°C at 55 psi for 89 hours. Filter, wash the solids with water and concentrate *in vacuo* to give 24.3 g of the title compound. MS: MH⁺ = 173.2

PREPARATIVE EXAMPLE 15



Cool 50.0 g (20.5 mmol) of 8-chloro-5,6-dihydro-11H-benzo[5,6]cyclohepta[1,2-b]pyridin-11-one to 0°C, slowly add 75 mL (93.69 mmol) of sulfur monochloride over 20 minutes, then slowly add 25 mL (48.59 mmol) of Br₂ over 15 minutes. Heat at 95°C for 20 hour, add 12.5 mL (24.3 mmol) of Br₂ and heat for a another 24 hours. Cool the mixture, and slowly add to a mixture of CH₂Cl₂ and 1N NaOH (aqueous) at 0°C. Wash the organic phase with water, dry over MgSO₄ and concentrate *in vacuo* to a residue. Chromatograph the residue (silica gel, 500 mL CH₂Cl₂ then 0.2%-5% (10% NH₄OH in MeOH)/CH₂Cl₂), then chromatograph again (silica gel, 3%-8.5% EtOAc/hexane) to give 8.66 g of the product compound. MS: MH⁺ = 322

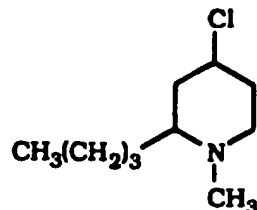
PREPARATIVE EXAMPLE 16



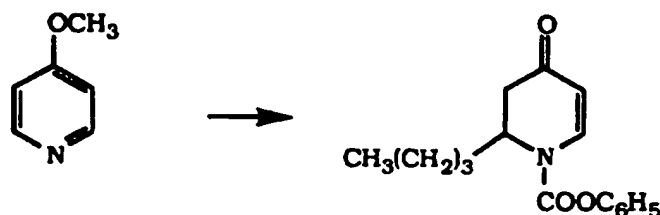
Dissolve 0.16 g (0.46 mmol) of 4-(8-methyl-5,6-dihydro-11H-benzo[5,6]cyclohepta[1,2-b]pyridin-11-ylidene)-1-ethoxycarbonylpiperidine, in 2 mL EtOH and add 4 mL of 12 N HCl. Heat the solution for 3 hours at 85°C, then cool to 25°C. Adjust to pH = 10 with 50% NaOH (aqueous) and extract several times with 50 mL of EtOAc. Combine the

organic layers, dry them over $MgSO_4$, and concentrate *in vacuo* to give the product compound.

PREPARATIVE EXAMPLE 17



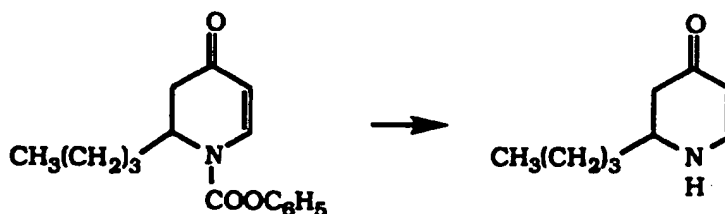
5 **STEP A:**



4-Methoxypyridine is reacted with n-butyl Grignard and phenylchloroformate via substantially the same procedure as described in Comins, *et al.*, Tet. Lett., 27, (38) 4549-4552 (1986), to form the desired unsaturated ketopiperidine product.

10

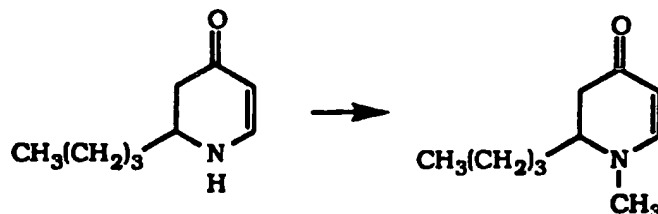
STEP B:



The product of Step A is hydrolyzed via substantially the same procedure as described in Preparative Example 34C, of WO 95/10516, to give the amine product.

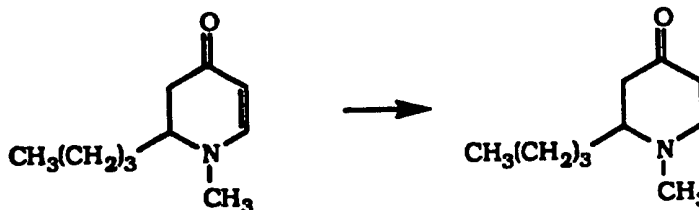
15

STEP C:

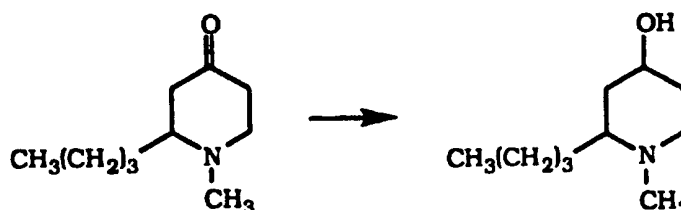


The product of step B is methylated by reacting with methyl iodide and NaH at room temperature to form the N-methyl product.

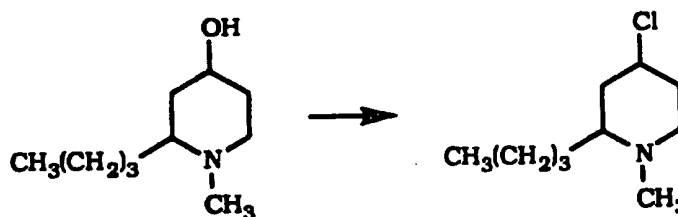
- 64 -

STEP D:

The product of Step C is hydrogenated using 10% Pd/C to form the product compound.

5 **STEP E:**

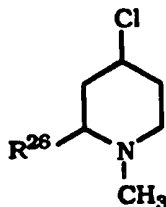
The product of Step D is reacted with NaBH₄ in EtOH at room temperature to form the alcohol product.

STEP F:


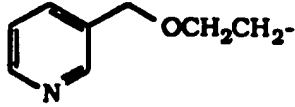

10

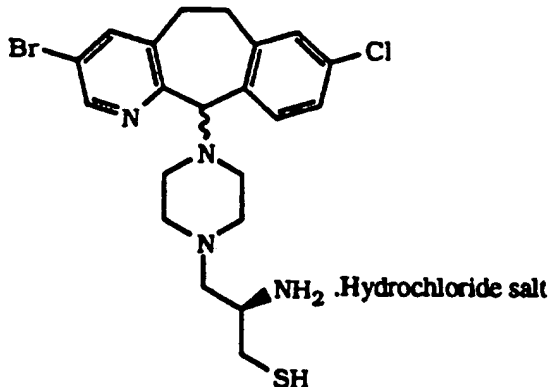
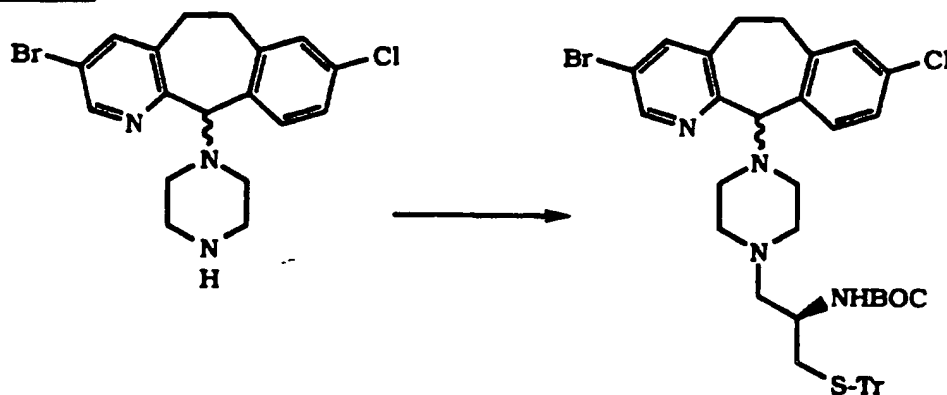
The product of Step E is treated with an excess SOCl₂ in pyridine to give the 4-chloropiperidine.

15 Following substantially the same procedure as described in Preparative Example 17, Steps A-F, and using the appropriate Grignard reagent in place of n-butyl Grignard, the following compounds can also be prepared:



Preparative Example No.	R ²⁶
18	C ₆ H ₅ CH ₂ -
19	CH ₃ OCH ₂ CH ₂ -
20	CH ₃ O(CH ₂) ₃ -

21	$n\text{-C}_3\text{H}_7\text{OCH}_2\text{CH}_2\text{-}$
22	$\text{CH}_3\text{SCH}_2\text{CH}_2\text{-}$
23	 $\text{OCH}_2\text{CH}_2\text{-}$
24	 $\text{OCH}_2\text{CH}_2\text{-}$
25	$\text{C}_6\text{H}_5\text{SO}_2\text{CH}_2\text{CH}_2\text{-}$
26	 $\text{CH}_2\text{SO}_2\text{CH}_2\text{CH}_2\text{-}$
27	$\text{CH}_3\text{CONH}(\text{CH}_2)_4\text{-}$

EXAMPLE 1**STEP A:**

- 5 The title compound from Preparative Example 40, of WO 95/10516, (1 equivalent) (1.0g.) in dry methylene chloride (11.85ml.) was treated with trifluoroacetic acid (30.5 equivalents) (5.92ml.) and the solution was stirred at 25°C for 0.5h. The mixture was evaporated to dryness and then reevaporated to dryness to give the trifluoroacetic acid salt. The latter was
- 10 dissolved in dry DMF (15ml.) and triethylamine was added dropwise until the pH reached 6.2. Sodium triacetoxyborohydride (1.81 equivalents)

- 66 -

(0.98g.) and crushed, activated 4 Angstrom molecular sieves (1.48g.) were added and the mixture was stirred under argon at 0°C. A solution of 2(R)-N-*tert*-butoxycarbonylamino-3-triphenylmethyl-propanal (0.91 equivalents) (1.037g.) in dry DMF (8ml.) was added dropwise over 40 min.

5 The mixture was allowed to warm to room temperature over a period of 2h. The mixture was filtered and evaporated to dryness and the residue was taken up in ethyl acetate and washed with saturated aqueous sodium bicarbonate. The organic layer was dried over magnesium sulfate, filtered and evaporated to dryness. The residue was chromatographed on a silica

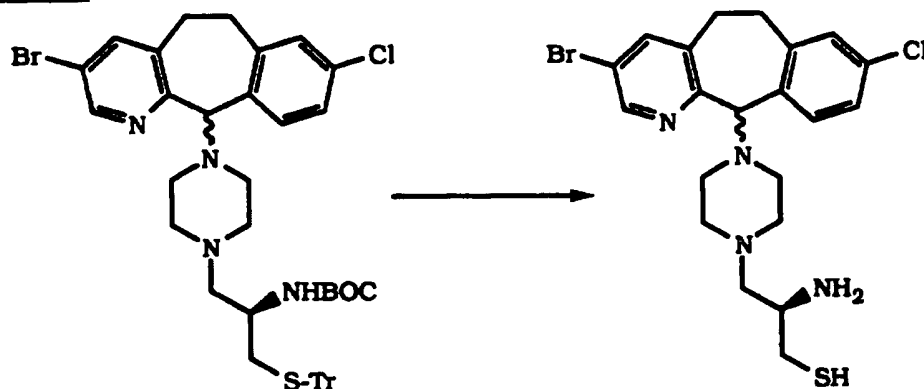
10 gel column using 0.5-4%(10% concentrated ammonium hydroxide in methanol)-methylene chloride as the eluant to give a diastereomeric mixture of isomer A and isomer B. Yield: 0.9073g., MH⁺ 825.2.

The N-formyl derivative of the starting reactant was also isolated (Yield: 0.4945g). Use of dichloroethane as the solvent in the above

15 reaction instead of DMF avoids the formation of the N-formyl derivative.

The mixture of diastereoisomers A and B (0.683g.) was separated on a silica gel column using 5% acetone in methylene chloride as the eluant to give pure samples of isomer A (89.2mg.) and isomer B (66.4mg.) together with an overlapping mixture of both isomers (384.1mg.).

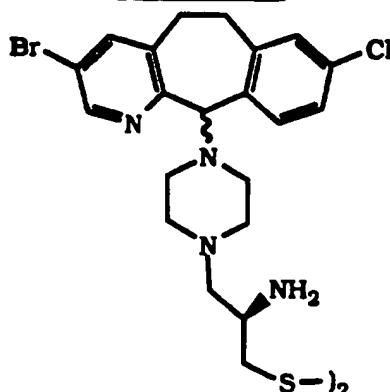
20 **STEP B:**



By essentially the same procedure as described in Example 21 Step B, the title compound (Isomers A and B) from Step A above (1 equivalent) (1.024g.) was reacted with triethylsilane (0.089ml.) and trifluoroacetic acid (1.043ml.) in methylene chloride (10.24ml.) to give the

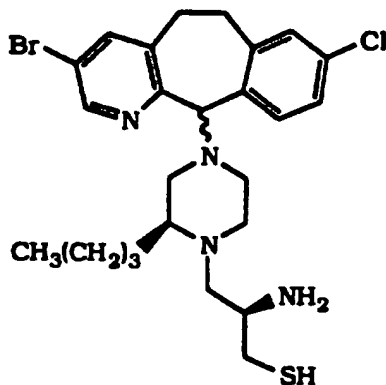
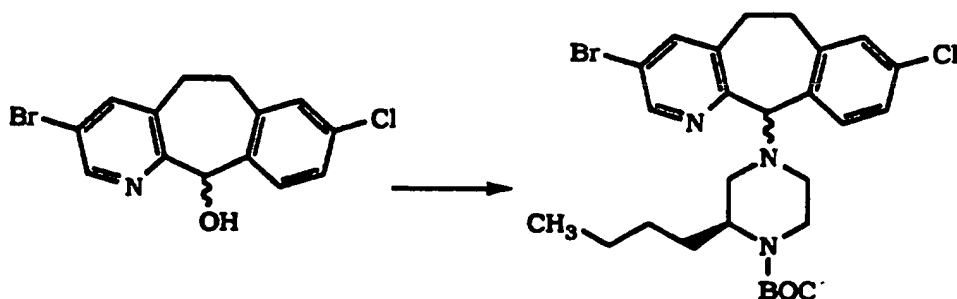
25 title compound as the hydrochloride salt. Yield: 0.5303g.; MH⁺ 483.0. PMR data (D₂O): aromatic proton signals at: 7.28, 7.37 (2H), 8.23, 8.68.

- 67 -

EXAMPLE 2

5 The title compound from Example 1B (as the free base) is dissolved in MeOH containing iodine and stirred at 25°C for 30 mins. the solution is evaporated to dryness and the CH₂Cl₂ is taken up in CH₂Cl₂ and washed in saturated aqueous NaHCO₃ and then brine. The CH₂Cl₂ layer is dried over MgSO₄ filtered and evaporated to dryness to give the title compound. The title compound is purified on a silica gel column using 3% (10% concentrated NH₄OH in MeOH)-CH₂Cl₂ to give the title compound.

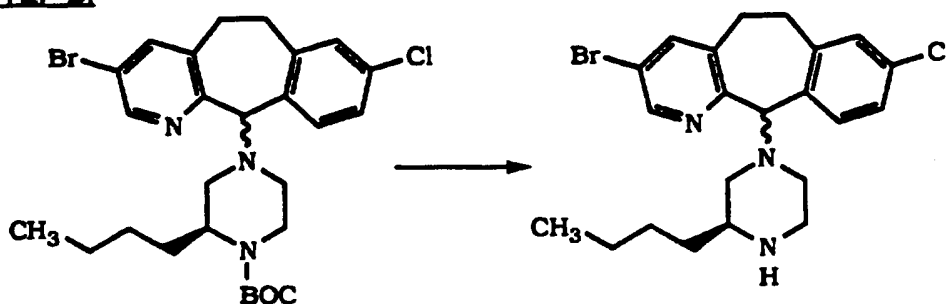
10

EXAMPLE 3**STEP A:**

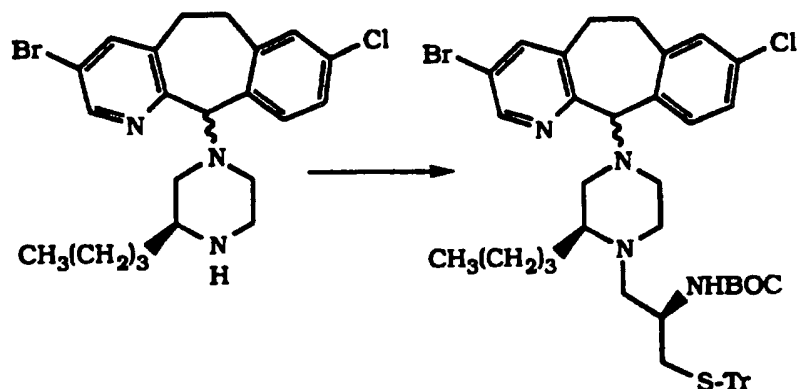
15 The 11-hydroxy intermediate (1 equivalent) (1g.) prepared in Preparative Example 40, of WO 95/10516 was reacted as described in Preparative Example 7B, of WO 95/10516, to give the 11-chloro

- 68 -

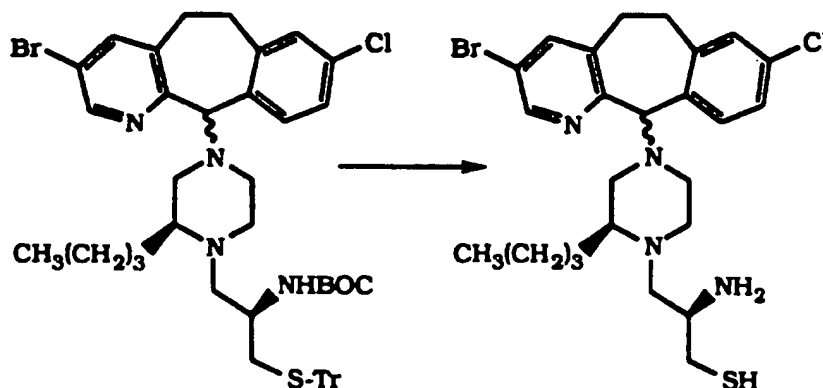
intermediate. The latter was reacted with 1-*tert*-butoxycarbonyl-2(S)-*n*-butylpiperazine (1.1 equivalents) (1.1314g.), prepared as described in Example 3C of PCT International Publication WO95/00497, by essentially the same procedure as described in Preparative Example 7C, of WO
5 95/10516, to give the title compound. Yield: 1.7862g.; MH⁺ 550.

STEP B:

The title compound from Step A above (1.6406g.) in methanol (16.4ml.) was treated with 10% (v/v) concentrated sulfuric acid in dioxane
10 (41ml.) and the mixture was stirred at 25°C for 4h. The solution was neutralized with BioRad AG1X8 (OH⁻) resin and filtered. The resin was washed with methanol and methylene chloride and the combined filtrates were evaporated to dryness. The residue was chromatographed on a silica gel column using 1% (10% concentrated ammonium hydroxide in
15 methanol)-methylene chloride as the eluant to give the title compound. Yield: 1.2451g., MH⁺ 450.

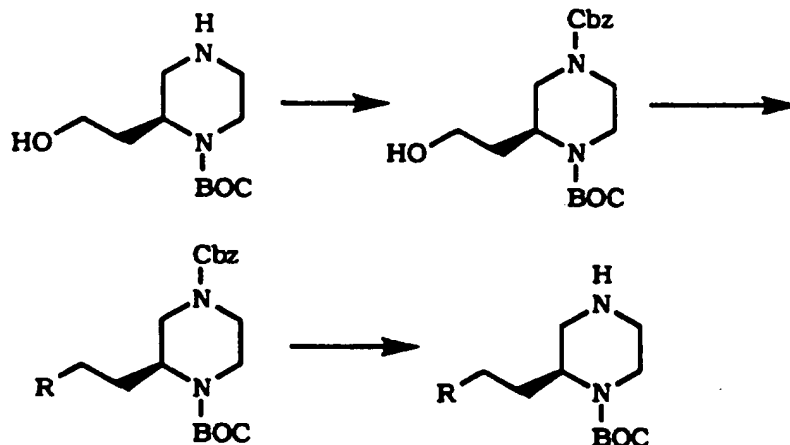
STEP C:

The title compound from step B is reacted as described in Example
20 1A above to give the title compound. The latter is purified on a silica gel column using 0.5%-1% (10% concentrated NH₄OH in MeOH) -CH₂Cl₂ to give the title compound.

STEP D:

The title compound from Step C above is reacted as described in Example 1B above to give the title compound as its HCl salt.

5

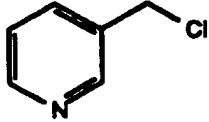
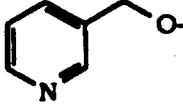
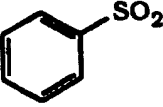
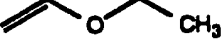

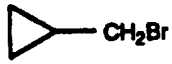
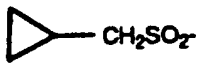
EXAMPLES 4-8

The title compound from Example 13A of WO 95/00497 is reacted with benzyloxycarbonyl chloride under standard conditions known to one skilled in the art, to give the N-Cbz protected alcohol shown above. After purification in the usual way the latter may be reacted with a variety of reagents shown in Column 1 of Table 1 to give the corresponding N-Cbz protected intermediates where R is as defined in Column 2 of Table 1. After purification in the usual way the latter may be deprotected using mild catalytic hydrogenation procedures known in the art, to give after suitable purification, the final desired intermediates shown in Column 2 of Table 1.

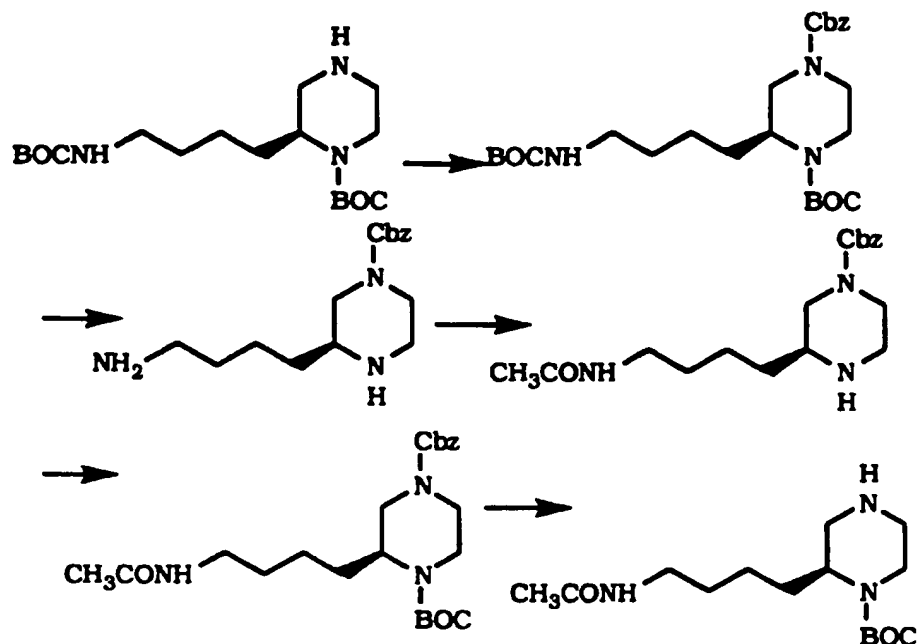
10

15

TABLE 1

Column 1	Column 2
 <p>and NaH</p>	<p>R = </p> <p>Prepared as described in Example 14A of WO 95/00497.</p> <p>Example 4.</p>
<p>$C_6H_5SSC_6H_5 + (n-Bu)_3P$</p>	<p>R = </p> <p>Prepared as described in Example 20B and 20C of WO 95/00497.</p> <p>Example 5.</p>
<p>(i)  + Hg(OAc)₂ + CH₃COOH (ii) CH₂I₂ + Et₂Zn</p>	<p>R = </p> <p>Prepared as described in Examples 26A and 26B of WO95/00497.</p> <p>Example 6</p>
<p>(i) EtOC(=O)N=C(=O)OEt + (C₆H₅)₃P + CH₃COSH (ii) NH₃ + CH₃OH +  (iii) Mg monophtthalic acid + CH₃OH</p>	<p>R = </p> <p>Prepared as described in Examples 29A, 29B and 29C of WO95/00497.</p> <p>Example 7</p>
<p>n-C₃H₇I + NaH</p>	<p>R = n-C₃H₇O-</p> <p>Prepared as described in Example 13C of WO 95/00497.</p> <p>Example 8</p>

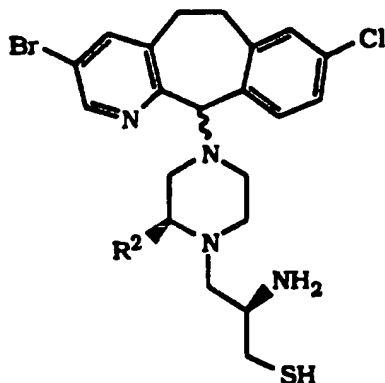
- 71 -

EXAMPLE 9

The title compound from Example 27D of WO 95/00497 is converted by the scheme shown above, using standard procedures known to one skilled in the art, into 1-BOC-2(S)-(4-acetylamino)butylpiperazine.

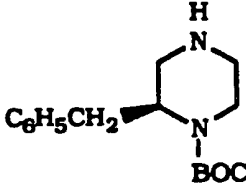
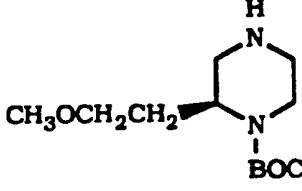
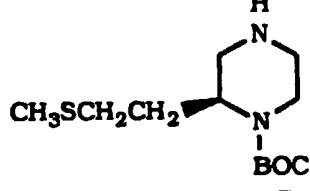
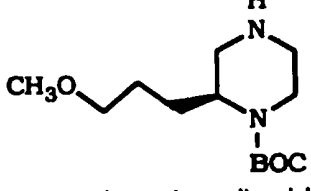
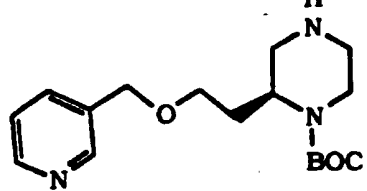
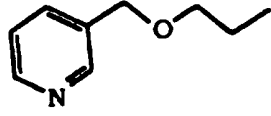
EXAMPLES 10-19.

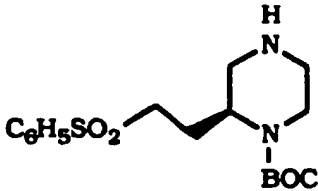
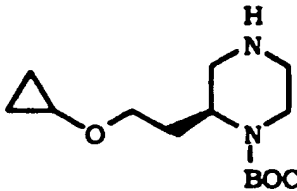
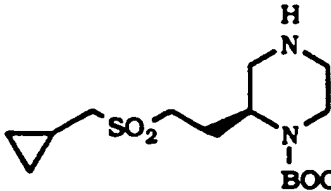
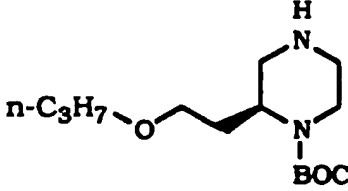
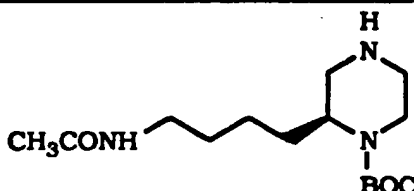
By essentially the same procedures as set forth in Example 3 above but using the compounds set forth in Column 1, Table 2 (below), in place of 1-BOC-2(S)-n-butylpiperazine, one can obtain compounds of the formula:



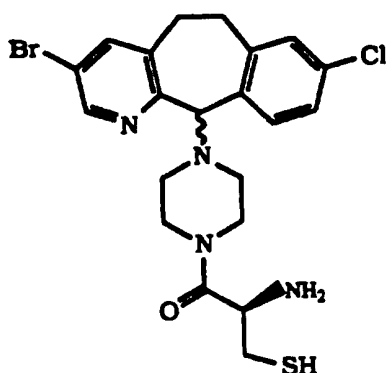
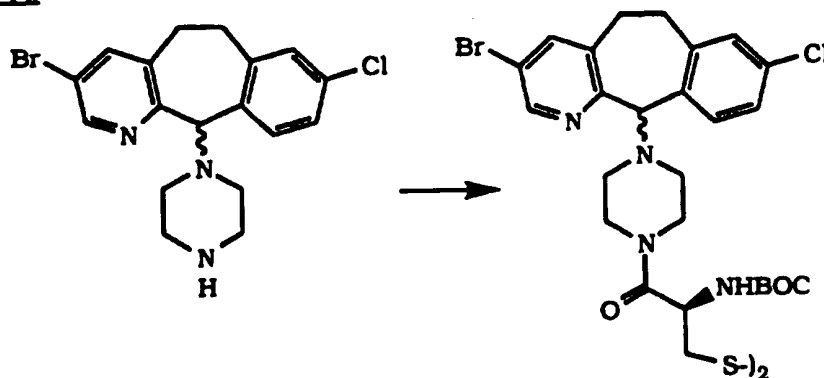
wherein R² is as listed in Column 2, Table 2

TABLE 2

Column 1	Column 2
 <p>Prepared as described in Example 6C of WO 95/00497.</p>	<p>$R^2 = C_6H_5CH_2-$</p> <p>Example 10</p>
 <p>Prepared as described in Example 7D of WO 95/00497.</p>	<p>$R^2 = CH_3OCH_2CH_2-$</p> <p>Example 11</p>
 <p>Prepared as described in Example 8C of WO 95/00497.</p>	<p>$R^2 = CH_3SCH_2CH_2-$</p> <p>Example 12</p>
 <p>Prepared as described in Example 18D of WO 95/00497</p>	<p>$R^2 = CH_3O(CH_2)_3-$</p> <p>Example 13</p>
 <p>Prepared as described in Example 4 above</p>	<p>$R^2 =$ </p> <p>Example 14</p>

 <p>Prepared as described in Example 5 above</p>	$R^2 = \text{C}_6\text{H}_5\text{SO}_2\text{CH}_2\text{CH}_2\text{CH}_2$ <p>Example 15</p>
 <p>Prepared as described in Example 6 above</p>	$R^2 = \text{cyclopropyl-O-CH}_2\text{CH}_2\text{CH}_2$ <p>Example 16</p>
 <p>Prepared as described in Example 7 above</p>	$R^2 = \text{cyclopropyl-CH}_2\text{SO}_2\text{CH}_2\text{CH}_2\text{CH}_2$ <p>Example 17</p>
 <p>Prepared as described in Example 8 above</p>	$R^2 = n\text{-C}_3\text{H}_7\text{O}(\text{CH}_2)_2\text{-}$ <p>Example 18</p>
 <p>Prepared as described in Example 9 above</p>	$R^2 = \text{CH}_3\text{CONH}(\text{CH}_2)_4\text{-}$ <p>Example 19</p>

- 74 -

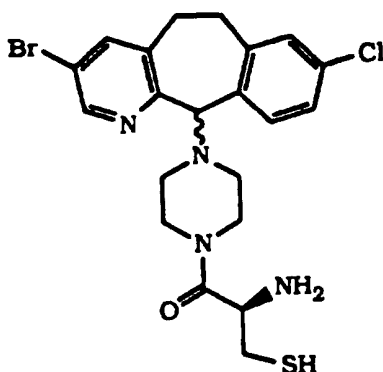
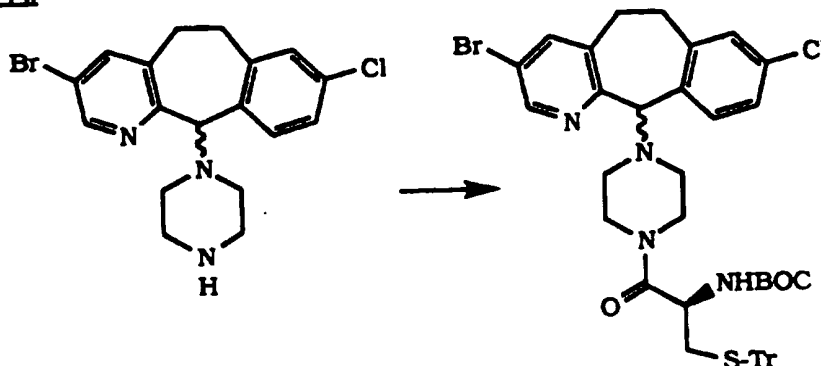
EXAMPLE 20**STEP A:**

- 5 The title compound from Preparative Example 40, of WO 95/10516, (1 equivalent) (1 g), N,N'-bis-BOC-L-cystine (0.45 equivalents) (0.501 g), DEC (0.9 equivalent) (0.4366 g), HOBT (0.9 equivalent) (0.3078 g) and N-methylmorpholine (0.9 equivalent) (0.2304 g) were dissolved in
- 10 anhydrous DMF (25 mL) and the mixture was stirred at 25°C under argon for 68 hours. The mixture was evaporated to dryness and taken up in CH₂Cl₂ and washed with saturated aqueous NaHCO₃ and then water. The CH₂Cl₂ layer was dried over MgSO₄ filtered, and evaporated to dryness. The residue was chromatographed on a silica gel column (60 x 2.5 cm) using 0.5% -1% (10% concentrated NH₄OH in MeOH) -CH₂Cl₂ to
- 15 give the title compound. Yield: 1.09 g. MH⁺ 1189.7.

- 76 -

CH₂Cl₂ layer is dried over MgSO₄, filtered and evaporated to dryness to give a residue which is purified by substantially the same procedure as described for Example 1E of WO95/00497 to give the title compound as its HCl salt.

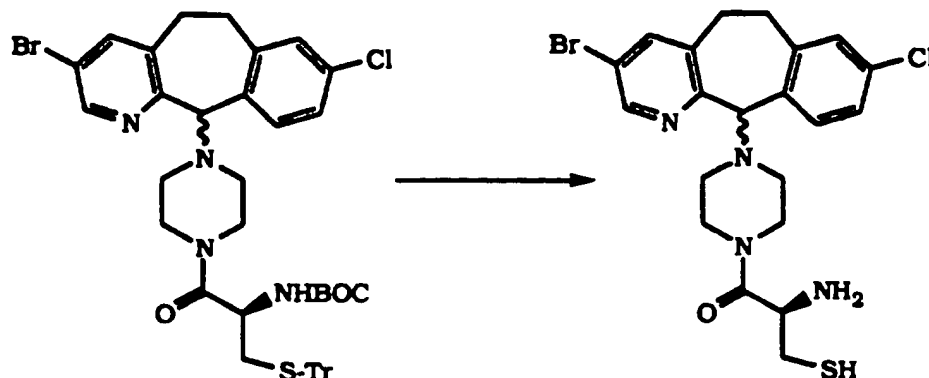
- 5 Alternatively, zinc dust and 1.0N HCl may be used in place of NaBH₄ to effect the above reduction.

EXAMPLE 21**STEP A:**

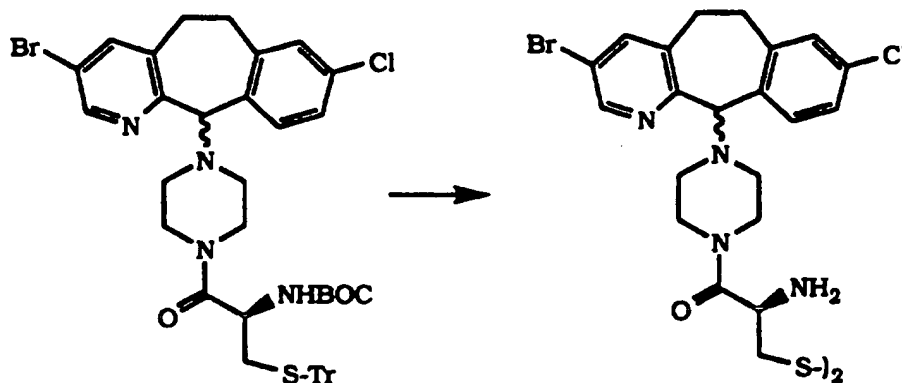
10

- The title compound from Preparative Example 40, of WO 95/10516, (1 equivalent) (1 g), N-BOC-S-trityl-L-cysteine (1.34 equivalents) (1.584 g) DEC (1.34 equivalents) (1.5 g), HOBT (1.34 equivalents) (0.4618 g), and N-methylmorpholine (1.34 equivalents) (0.1048 g) (0.114 mL) were dissolved in anhydrous DMF (25 mL) and the mixture was stirred under argon at 25°C for 68 hours. The solution was evaporated to dryness and the residue was taken up in CH₂Cl₂ and washed with saturated aqueous NaHCO₃ and then water. The CH₂Cl₂ layer was dried over MgSO₄, filtered and evaporated to dryness and the residue was chromatographed on a silica gel column (60 x 2.5 cm) using 0.5% (10% concentrated NH₄OH in MeOH)-CH₂Cl₂ to give the title compound. Yield: 2.04 g, MH⁺ 837.6.
- 15
- 20

- 77 -

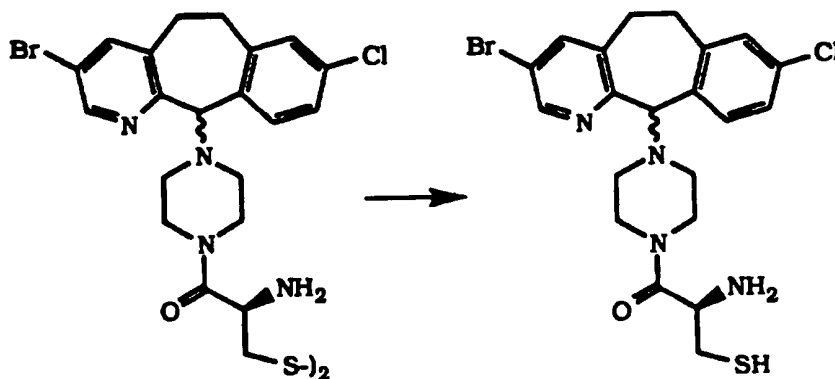
STEP B:

The title compound from Step A above (1 equivalent) (0.5g.) was dissolved in dry methylene chloride (5ml.) and triethylsilane (4.07 equivalents) (282.1mg.) (0.388ml.) was added under an argon atmosphere. Trifluoroacetic acid (2.5ml.) was added and the solution was stirred at 25°C for 1h. The solution was evaporated to dryness and the residue was partitioned between water and hexane. The aqueous layer was separated and passed over BioRad AG3X4(Cl⁻) resin (100ml.) and the resin was washed with water. The combined eluates and wash were lyophilized to give the title compound as the hydrochloride salt. Yield: 306.9mg., MH⁺ 497.2. The method described above is essentially the same as described for Example 1E of WO95/00497. H¹ NMR (D₂O): Aromatic proton signals at: 7.00 (2H), 7.17, 7.50, 8.21.

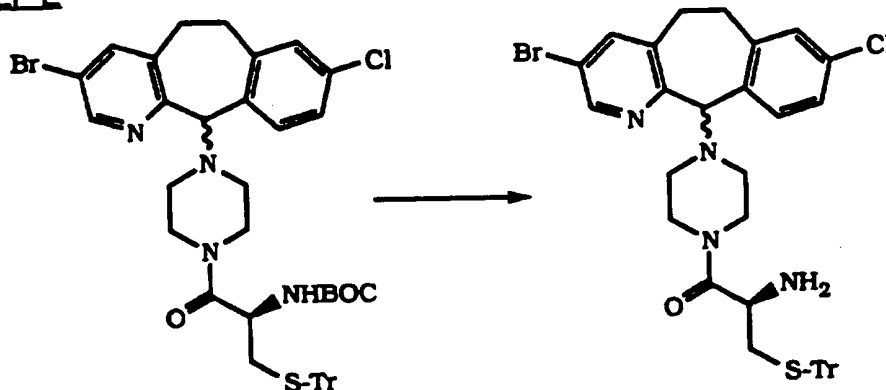
STEP C:

The title compound from Step A above (1 equivalent) (30 mg) was dissolved in dry CH₂Cl₂ (1 mL) and triethylsilane (4 equivalents) (16.93 mg) (0.0233 mL) was added followed by TFA (1 ml). The mixture was stirred at 25°C under argon for 1 hour and then neutralized with BioRad AG1X8 (OH⁻) resin. The resin was filtered off and washed with MeOH and

CH_2Cl_2 . The combined filtrates were evaporated to dryness to give the title compound.

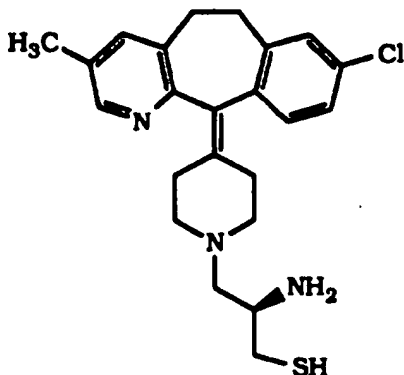
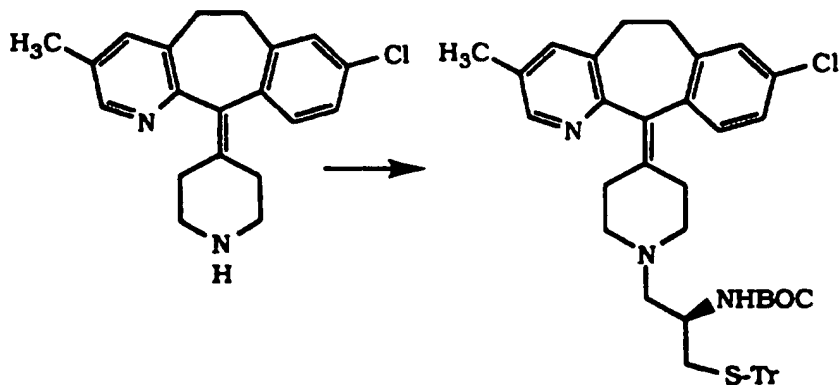
STEP D:

- 5 The title compound from Step B above is reduced as described in Example 20 Step C above to give the title compound.

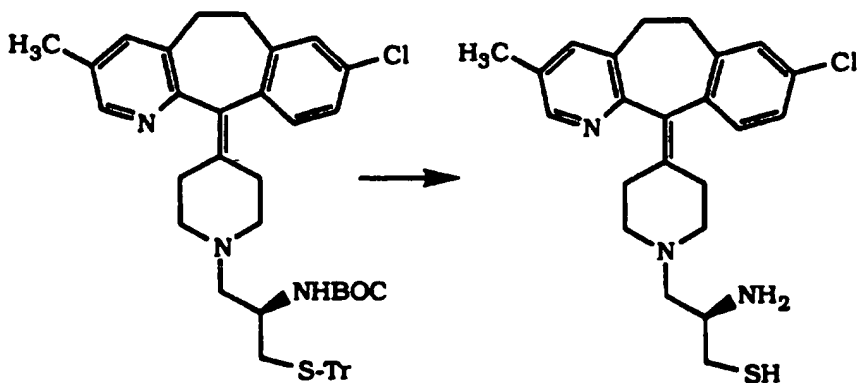
STEP E

- 10 The title compound from step A above (1 equivalent) (1.2g.) was added to methanol (10ml.) and a solution of 10% concentrated sulfuric acid in dioxane (v/v) (30ml.) was added. The mixture was stirred at 25°C under argon for 2h. The mixture was diluted with methylene chloride and methanol and neutralized with BioRad AG1X8 (OH⁻) resin. The resin was filtered off and washed with methanol followed by methylene chloride.
- 15 The combined filtrates were evaporated to dryness to give a solid residue that was chromatographed on a silica gel column using 2% (10% concentrated ammonium hydroxide in methanol)-methylene chloride as the eluant to give the title compound. Yield: 1.0g., MH⁺ 739.2.

- 79 -

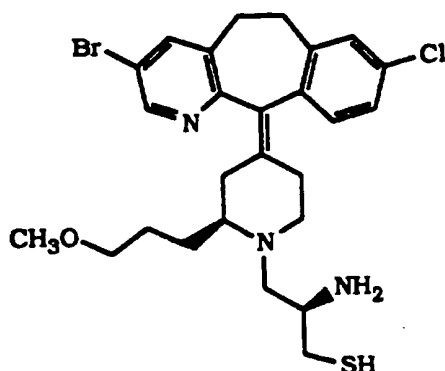
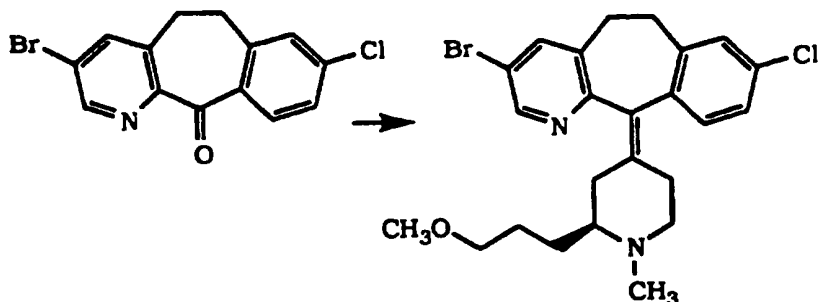
EXAMPLE 22**STEP A**

- 5 The title compound from Preparative Example 3E, of WO 95/10516, is reacted under the same conditions described in Example 1A above to give the title compound, which is purified in the usual way.

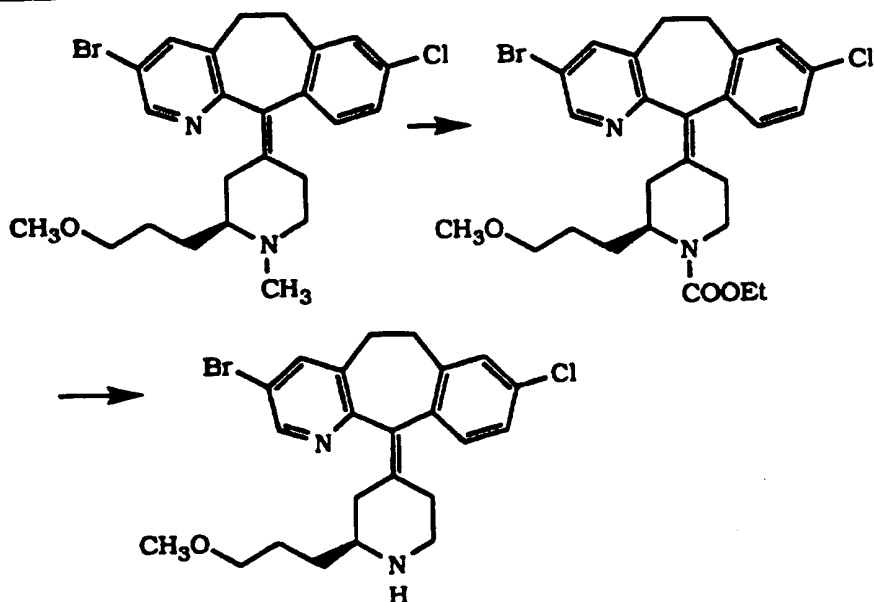
STEP B

- 10 The title compound from Step A above is deprotected under similar conditions to those described in Example 1B above to give the title compound.

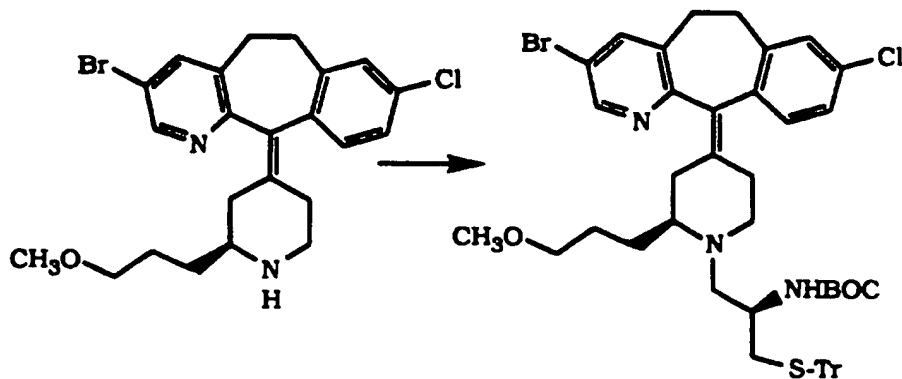
- 80 -

EXAMPLE 24**STEP A**

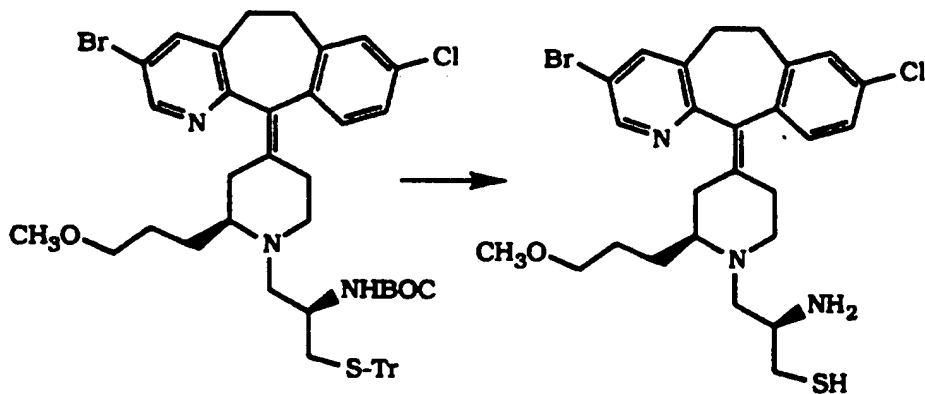
- 5 The title compound from Preparative Example 20A, of WO 95/10516, is reacted with a substituted Grignard reagent from Example 23 above under essentially the same conditions as described in Preparative Examples 2D and 2E, of WO 95/10516, to give the title compound.

STEP B:

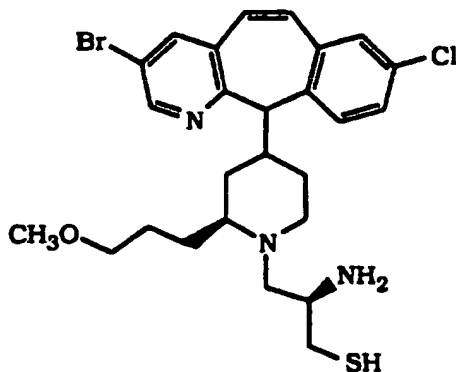
The title compound from Step A above is reacted under essentially the same conditions as described in Preparative Examples 1F and 1G, of WO 95/10516, to give the title compound.

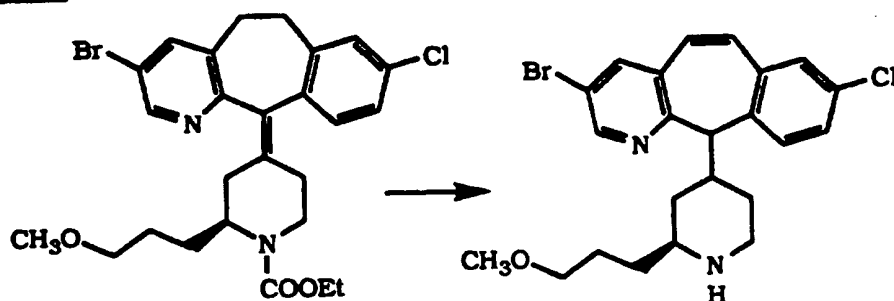
STEP C:

The title compound from Step B above is reacted as described in Example 1A above to afford the title compound.

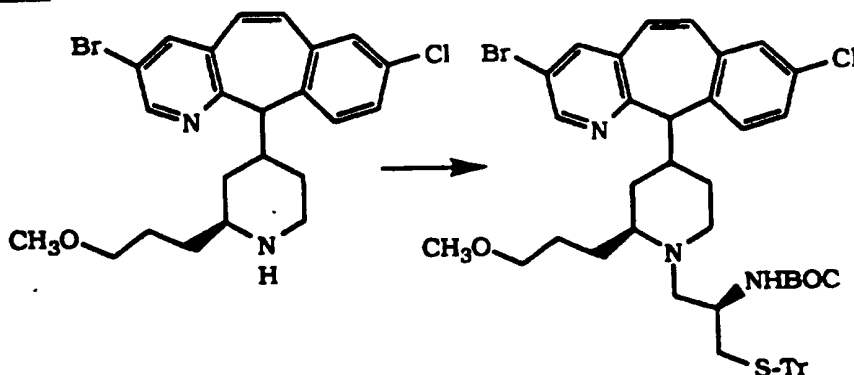
STEP D:

The title compound from Step C above is reacted as described in Example 1B above to give the title compound.

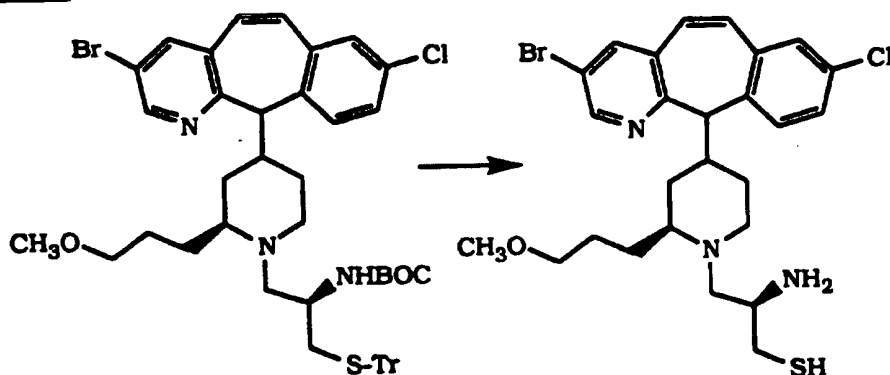
EXAMPLE 25

STEP A:

- 5 The title compound from Example 24B above is reacted with $\text{CF}_3\text{SO}_3\text{H}$ as described in Preparative Example 34A, of WO 95/10516, to afford the title compound.

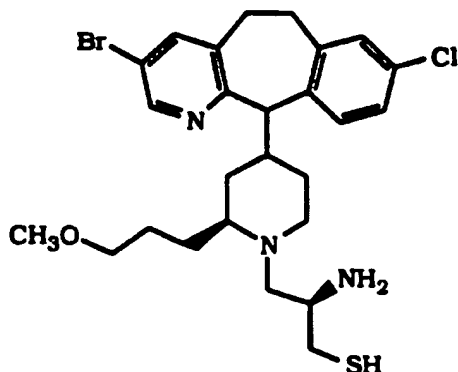
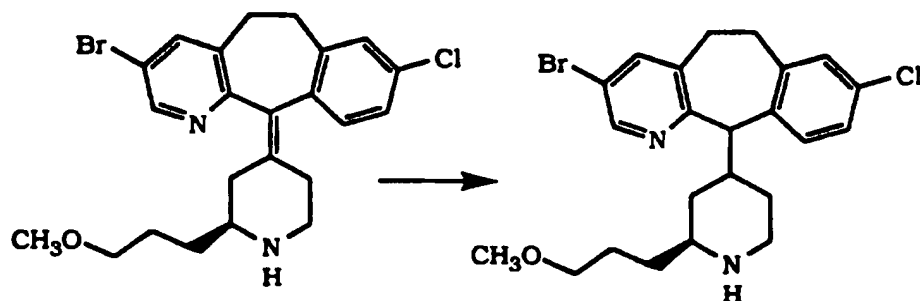
STEP B:

- 10 The title compound from Step A above is reacted as described in Example 1A above to give the title compound.

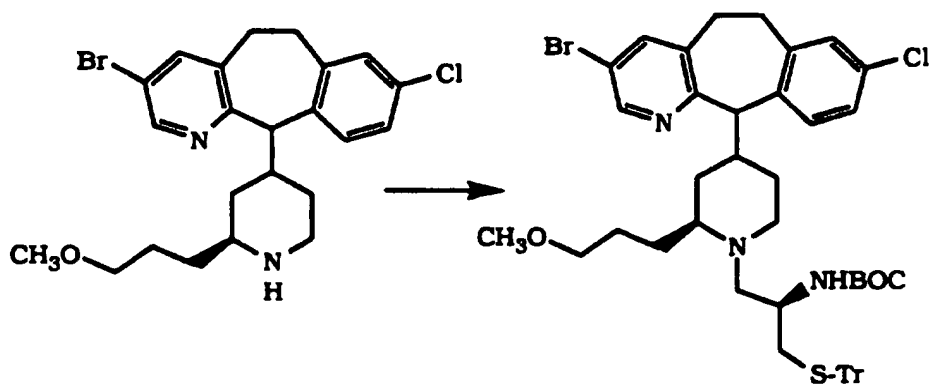
STEP C:

- The title compound from Step B above is reacted as described in Example 1B above to give the title compound.

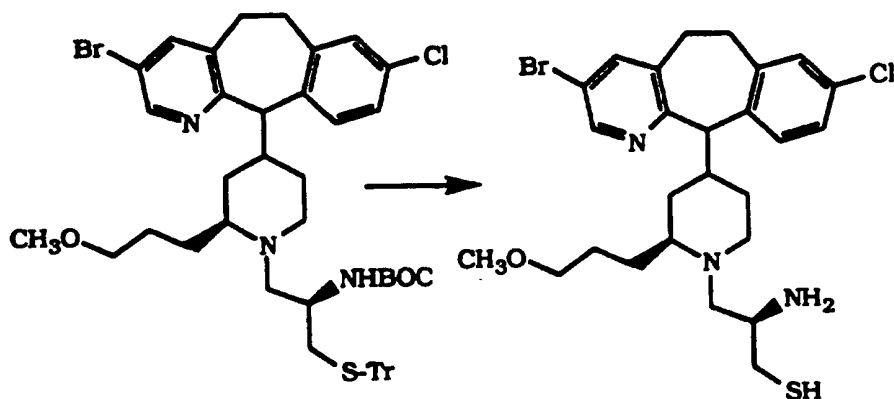
- 83 -

EXAMPLE 26**STEP A**

- 5 The title compound from Example 24B above is reacted with either LiAlH_4 in refluxing toluene, or preferably with DIBAL-H in refluxing toluene to give the title compound.

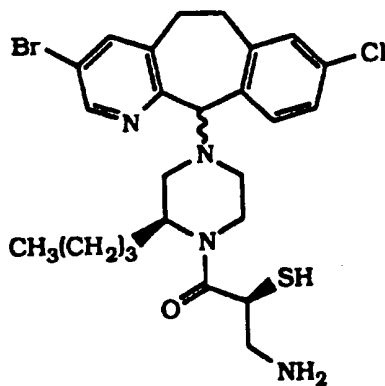
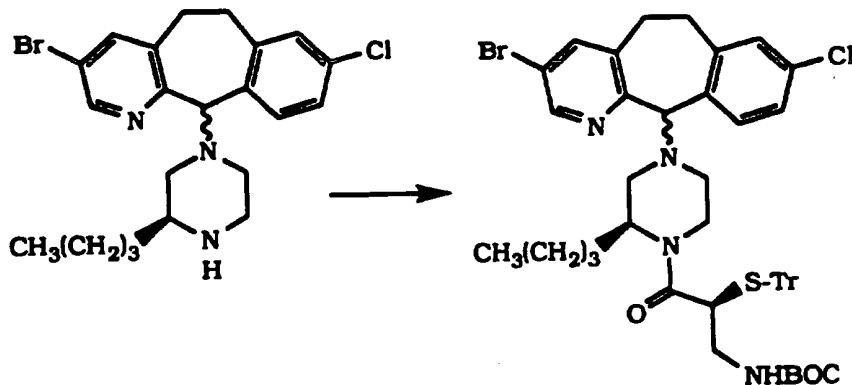
STEP B:

- 10 The title compound from Step A above is reacted as described in Example 1A above to give the title compound.

STEP C:

The title compound from Step B above is reacted as described in Example 1B above to afford the title compound.

5

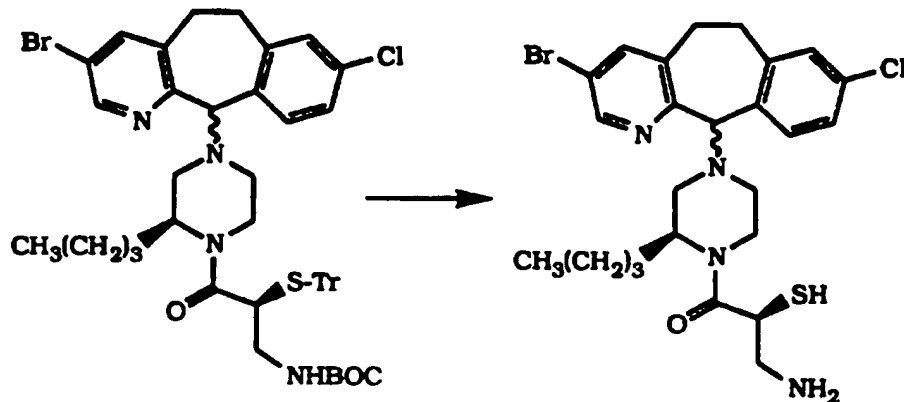
EXAMPLE 27**STEP A**

The title compound from Example 3B above is reacted with 2-S-trityl-3-N-BOC-*iso*-cysteine under essentially the same conditions as described in Example 21A above to give the title compound. The protected *iso*-cysteine is prepared by methods known to one skilled in the

10

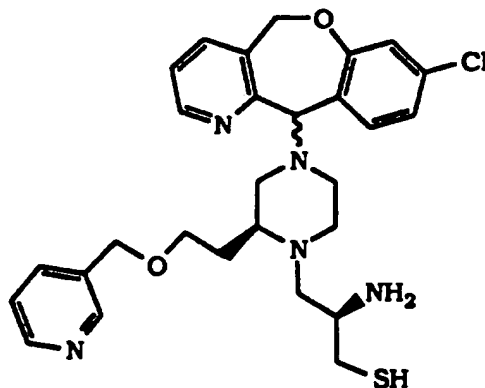
art from *iso*-cysteine (Gustavson, *et al.*, Syn. Comm., 21, (2) 265-270 (1991)).

STEP B

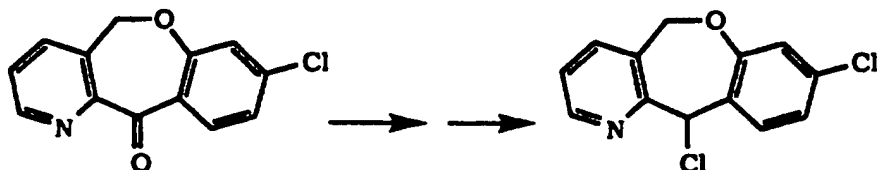


- 5 The title compound from Step A above is reacted as described in Example 1B above to give the title compound.

EXAMPLE 28



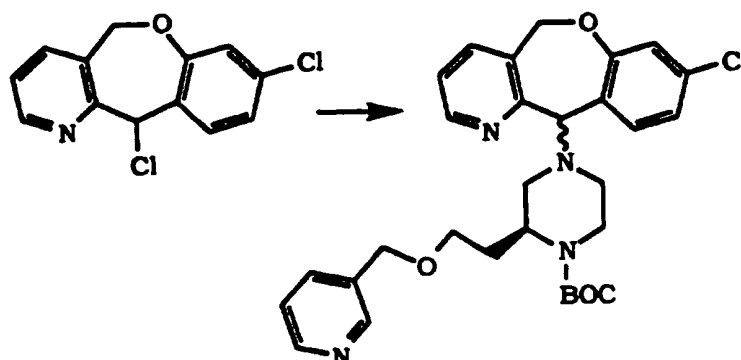
STEP A:



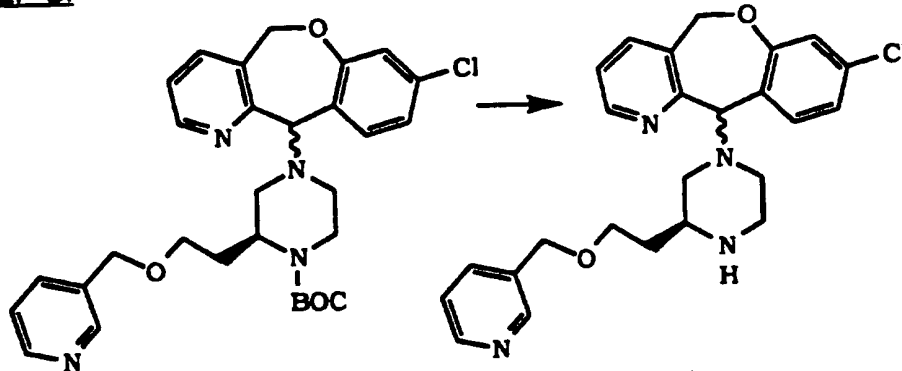
10

The title compound from Preparative Example 4 of WO89/10369 is converted into the title compound by methods similar to those described in WO89/10369.

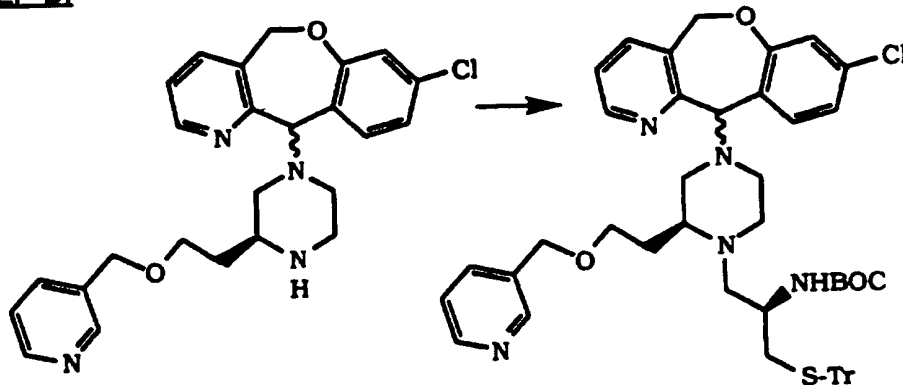
- 86 -

STEP B

The title compound from Step A above is reacted with the substituted piperidine from Example 4 above under similar conditions to those described in WO89/10369 to give the title compound.

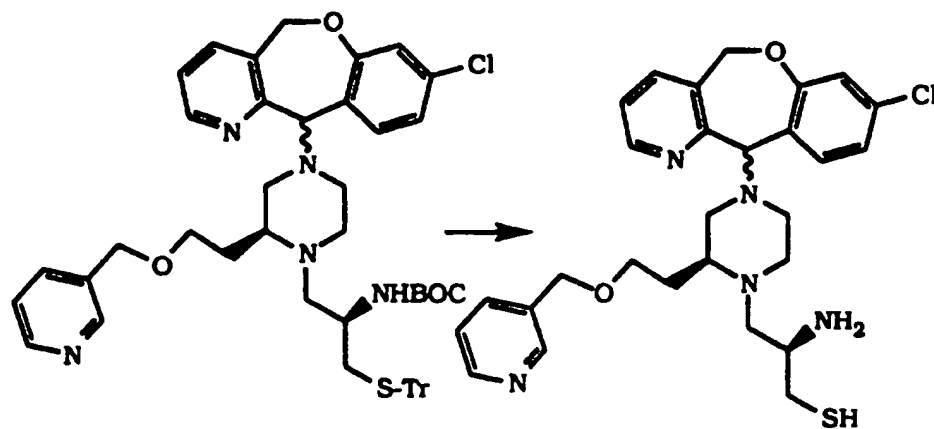
STEP C:

The title compound from Step B above is reacted as described in Example 3B above to give the title compound.

10 **STEP D:**

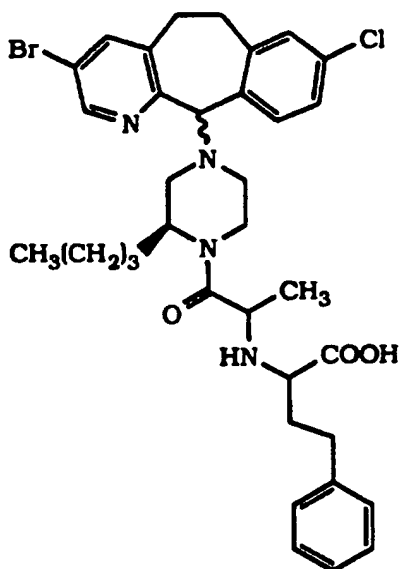
The title compound from Step C above is reacted as described in Example 1A above to give the title compound.

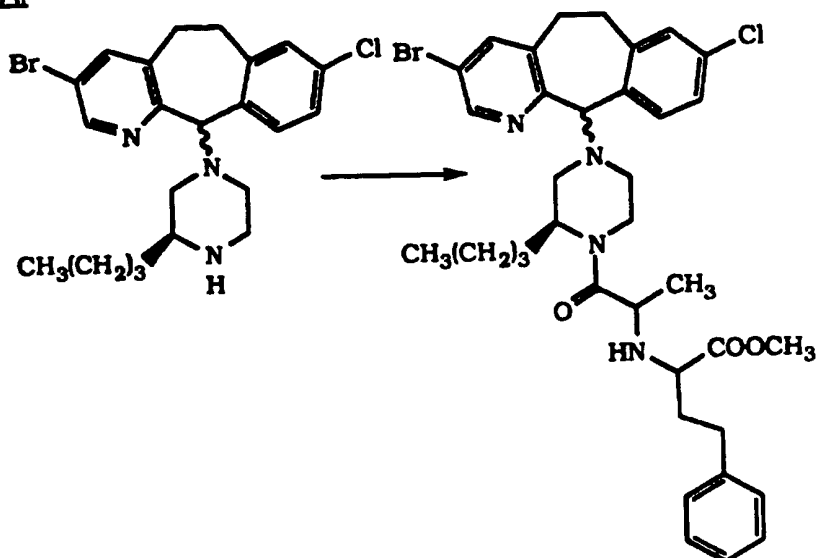
- 87 -

STEP E:

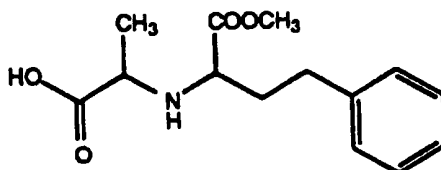
The title compound from Step D above is reacted as described in Example 1B above to give the title compound.

5

EXAMPLE 29

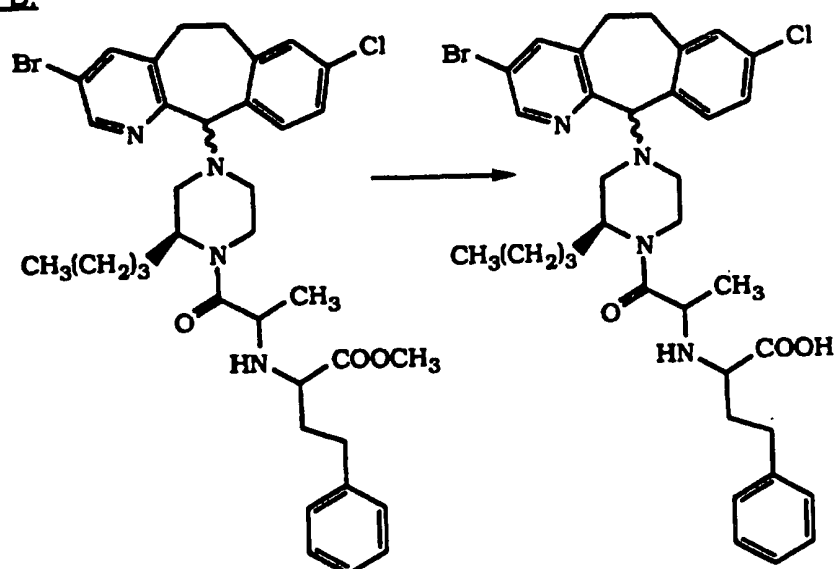
STEP A:

The title compound from Example 3B above is reacted with the acid,



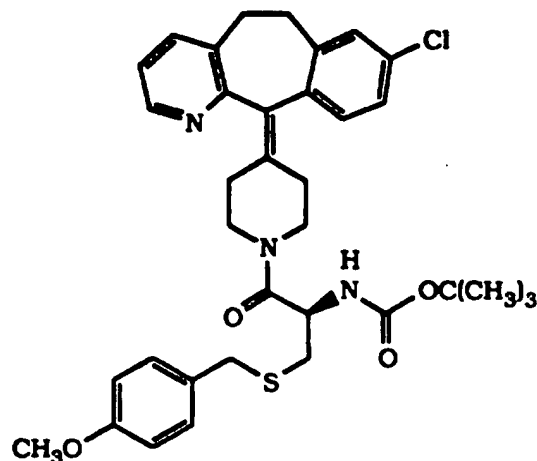
5

(prepared as described in US 4,470,972 and E. M. Smith, *et al.*, *J. Med. Chem.*, **32**, 1600 (1989)), under similar conditions to those described in Example 20A to give the title compound.

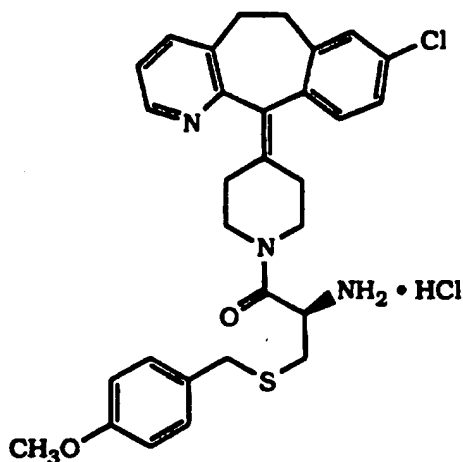
STEP B:

10

The title compound from Step A above is reacted with base to afford the title compound.

EXAMPLE 30

- 5 Combine 0.5 g of the product of Preparative Example 1, Step G, of WO 95/10516, 0.54 g of N-BOC-S-(p-methoxybenzyl)-L-cysteine, 0.321 g of DEC, 0.226 g of HOBT, 0.176 g of N-methylmorpholine and 15 mL of DMF at 0°C, then stir the mixture for 3 days at room temperature. Concentrate *in vacuo* to a residue which is dissolved in CH₂Cl₂ and
- 10 washed successively with saturated NaHCO₃ (aqueous) and brine. Dry the organic solution over Na₂SO₄ and concentrate *in vacuo* to a residue. Chromatographed (silica gel, 98% CH₂Cl₂/MeOH + NH₄OH) to give the product compound. MS: MH⁺ = 634.

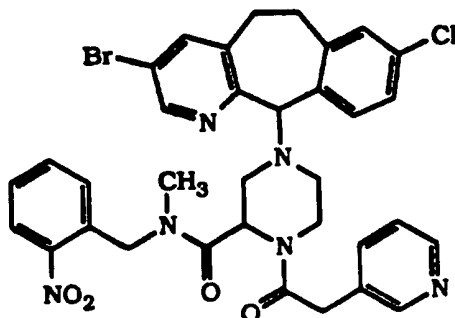

EXAMPLE 31

15


Combine 0.1 g of the product of Example 30, 4 mL of THF and 2 mL of 4N HCl in dioxane and stir the mixture for overnight at room

- 90 -

temperature. Concentrate *in vacuo* to give 0.06 g of the product compound. MS: $MH^+ = 534$.

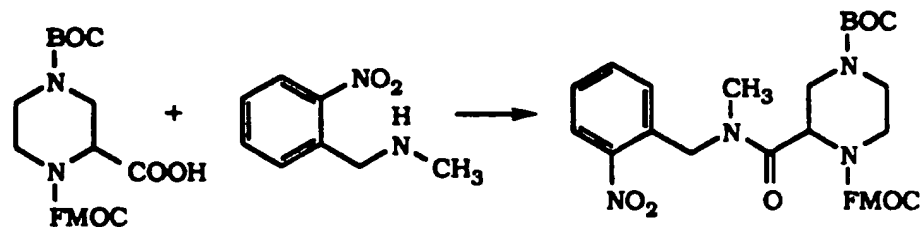
EXAMPLE 32**5 STEP A:**

- Dissolve 5.25 g (25.85 mmol) of 2-piperazine carboxylic acid \cdot 2HCl in 160 mL of 1:1 dioxane/ H_2O , and adjust the pH to 11 with 50% NaOH (aq.). Slowly add (in portions) a solution of 7.21 g (29.28 mmol) of BOC-ON in 40 mL of 1:1 dioxane/ H_2O while maintaining the pH at 11 with 50% NaOH (aq.) during the addition. Stir at room temperature for 5 hours, then cool to $0^\circ C$ and adjust to pH 9.5 with 50% NaOH(aq.). Slowly add (in portions) a solution of 7.34 g (28.37 mmol) of FMOC-Cl in 40 mL of dioxane, maintaining a pH of 9.5 during the addition with 50% NaOH (aq.).
- Warm the mixture to room temperature and stir for 20 hours. Wash with Et_2O (3 x 150 mL), adjust to pH = 2-3 with 6N HCl (aq), and extract with toluene (3 x 150 mL). Dry the combined extracts over Na_2SO_4 and concentrate *in vacuo* to a volume of 150 mL. Chill at $-20^\circ C$ overnight, filter to collect the resulting solids, wash with hexane and dry the solids *in vacuo* to give 5.4 g of the product compound.

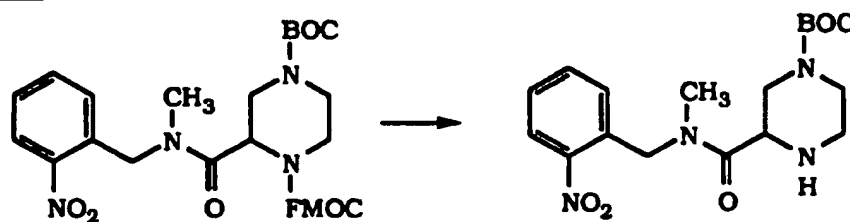
STEP B:

- Slowly add 2.0 g (9.26 mmol) of 2-nitrobenzylbromide to 37 mL of a 2 M solution of CH_3NH_2 in THF, then stir at room temperature for 16 hours.
- Dilute with 200 mL of EtOAc, wash with water (3 x 60 mL), then dry the

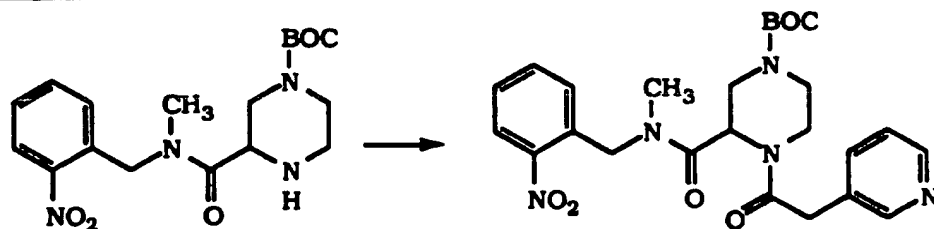
organic phase over Na_2SO_4 and concentrate *in vacuo* to give 1.53 g of the product compound.

STEP C:

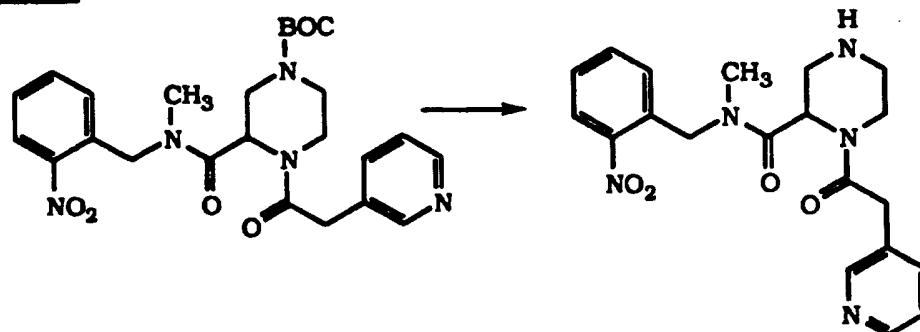
- 5 Combine 2.74 g (6.05 mmol) of the product of Step A, 4.22 mL of Hünigs base, 2.76 g (7.26 mmol) of HATU, and a solution of 1.00 g (6.05 mmol) of the Product of Step B in 25 mL of CH_2Cl_2 , and stir at room temperature for 16 hours. Dilute with 75 mL of EtOAc wash successively with 10% HCl (aqueous) (2 x 40 mL), saturated NaHCO_3 (aqueous) (2 x 40 mL) and 40 mL of brine. Dry the organic phase over MgSO_4
- 10 concentrate *in vacuo* to a residue and chromatograph (silica gel, 2% $\text{MeOH}/\text{CH}_2\text{Cl}_2$) to give 2.71 g of the product compound.

STEP D:

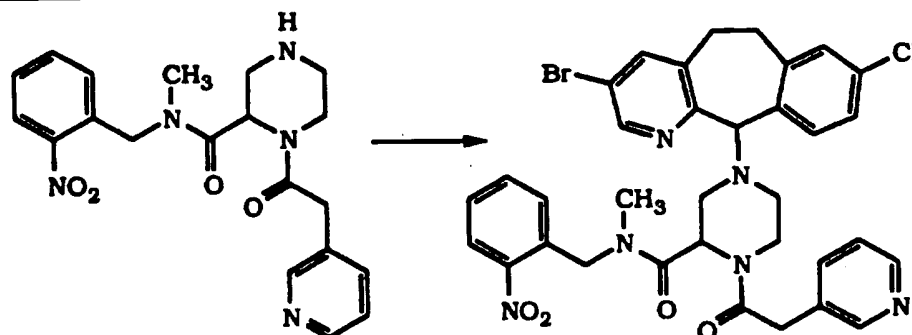
- 15 Combine 1.00 g (1.67 mmol) of the Product of Step C, 8 mL of DMF and 0.18 mL (1.83 mmol) of piperidine, and stir at room temperature for 4 hours. Concentrate *in vacuo* to a residue and chromatograph (silica gel, 4% $\text{MeOH}/\text{CH}_2\text{Cl}_2$) to give 0.34g of the product compound.

STEP E:

- 20 Combine 0.30 g (0.789 mmol) of the Product of Step D and 8 mL of CH_2Cl_2 , then add 0.164 g (0.947 mmol) of 3-pyridylacetic acid $\cdot\text{HCl}$, 0.116 g (0.947 mmol) of DMAP and 0.195 g (0.947 mmol) of DCC, and stir at room temperature for 16 hours. Chromatograph (silica gel, 4%
- 25 $\text{MeOH}/\text{CH}_2\text{Cl}_2$) to give 0.37 g of the Product compound.

STEP E:

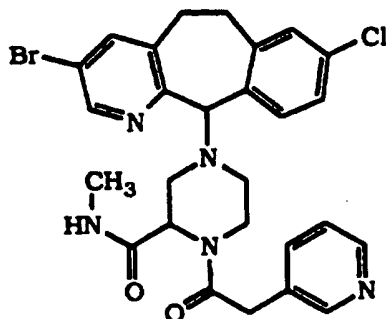
Add 0.5 mL of TFA to a solution of 0.25 g (0.502 mmol) of the Product of Step E in 5 mL of CH_2Cl_2 , and stir at room temperature for 4 hours. Concentrate *in vacuo* to a residue, add 60 mL of EtOAc and wash successively with saturated K_2CO_3 (aqueous) (2 x 20 mL) and 30 mL of brine. Dry the organic phase over Na_2SO_4 and concentrate *in vacuo* to give 0.170 g of the Product compound.

STEP G:

10

Combine 0.096 g (0.242 mmol) of the product of Step F, 0.083 g (0.242 mmol) of the chloride Product of Preparative Example 40, Step B, of WO 95/10516, and 1 mL of THF, then 0.037 g (0.242 mmol) of DBU, and heat at 60°C for 6 hours. Concentrate *in vacuo* to a residue and chromatograph (silica gel, 2% to 5% $\text{MeOH}/\text{CH}_2\text{Cl}_2$) to give 0.035g of the title compound (Example 32) along with 0.042g of a product of formula:

15

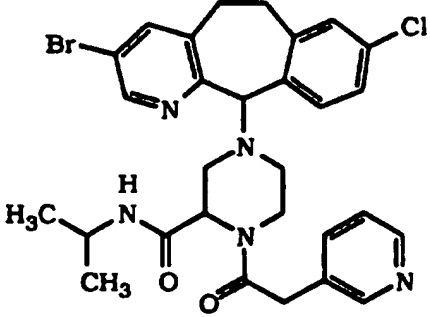
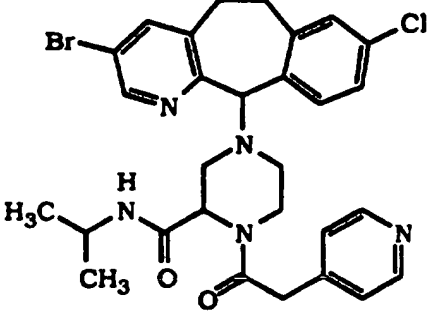


Example 32-A

Analytical data for Example 32: $^1\text{H NMR}$ (CDCl_3): 2.01-3.08 (m, 9H); 3.55-3.86 (m, 4H); 3.90-4.10 (m, 2H); 4.21-4.38 (m, 2H); 5.23-5.39 (m, 2H); 7.09-7.31 (m, 5H); 7.44 (t, 1 H); 7.52-7.70 (m, 3H); 8.09 (br. d, 1 H); 8.37-8.52 (m, 3H).

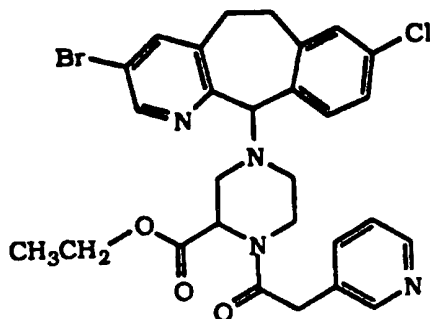
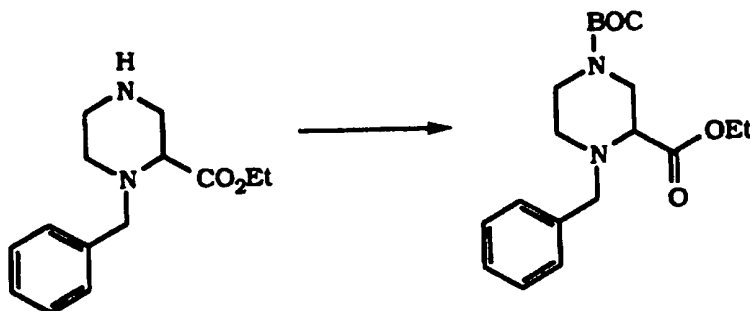
- 5 Analytical data for Example 32-A: $^1\text{H NMR}$ (CDCl_3): 1.85-2.21 (m, 3H); 2.44-2.86 (m, 5H); 3.01-3.46 (m, 3H); 3.52-4.50 (m, 5H); 5.01 (br. s, 1 H); 5.48-5.68 (m, 1 H); 7.07-7.99 (m, 3H); 7.24-7.31 (br. s, 1 H); 7.55-7.65 (m, 2H); 8.32-8.57 (m, 3H).

- 10 Using substantially the same procedure as described for Example 32, Steps A-G, but substituting the indicated amine for CH_3NH_2 in Step B, and or the indicated acid for 3-pyridylacetic acid in Step E, the following compounds were also prepared:

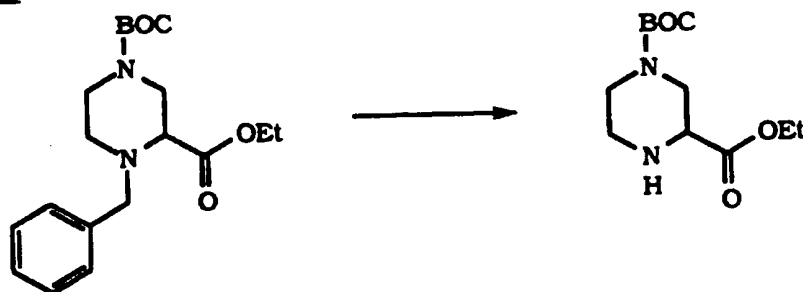
Reagents used in Step B and/or Step E	Compound
Step B: i-propyl-amine	 <p style="text-align: center;">Example 32-B</p>
Step B: i-propyl-amine Step E: 4-pyridyl-acetic acid	 <p style="text-align: center;">Example 32-C</p>

- 15 Analytical data for Example 32-B: $^1\text{H NMR}$ (CDCl_3): 0.9-1.07 (m, 6H); 1.80-2.23 (m, 2H); 2.36-2.89 (m, 3H); 2.97-3.38 (m, 2H); 3.47-4.10 (m, 5H); 4.08-4.18 (m, 1H); 4.41 (br. d, 1H one diastereoisomer); 4.90 (br. s, 1H one diastereoisomer); 5.17-5.25 and 5.60-5.65 (m, 2H); 7.00-7.13 (m, 3H); 7.16-7.23 (br. s, 1H); 7.50-7.60 (m, 2H); 8.27-8.49 (m, 3H).

- Analytical data for Example 32-C: $^1\text{H NMR}$ (CDCl_3): 0.98-1.11 (m, 6H); 1.82-2.21 (m, 2H); 2.40-2.82 (m, 3H); 3.10 (t, 1H); 3.17-3.40 (m, 1H); 3.50-3.62 (m, 1H); 3.70-4.32 (m, 5H); 4.49 (br. d, 1H one diastereoisomer); 4.98 (br. s, 1H one diastereoisomer); 5.20-5.36 and 5.61-5.69 (m, 2H);
- 5 7.05-7.20 (m, 5H); 7.54-7.62 (m, 1H); 8.32-8.38 (m, 1H); 8.52-8.59 (m, 2H).

EXAMPLE 33**STEP A:**

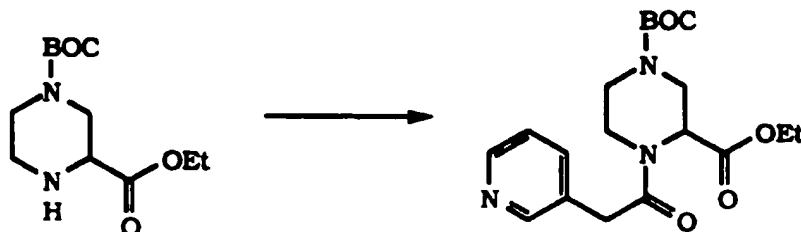
- 10 Combine 12.05 g (48.5 mmol) of ethyl 1-N-benzyl-2-piperazine-carboxylate in 100 mL of THF with 10.59 g (48.5 mmol) of di-*t*-butyl-dicarbonate and stir at room temperature for 3 hours. Concentrate *in vacuo* to give 17.17 g of the product compound.

STEP B:

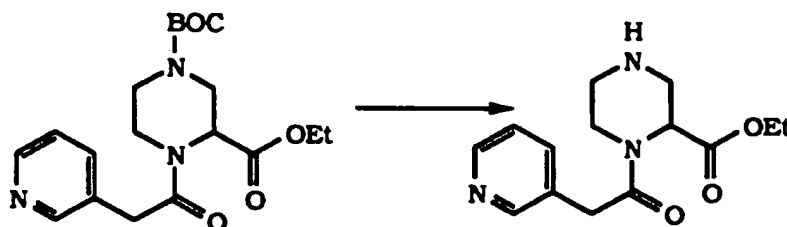
- 15 Combine 17.17 g of the product compound from Step A, 150 mL of MeOH, 7.5 mL of HOAc and 3.4 g of 10% Pd/C, and hydrogenate with H_2 (50 psi) for 18 hours at room temperature. Filter through celite[®], wash the filter cake with MeOH and concentrate the filtrates *in vacuo* to a residue.

- 95 -

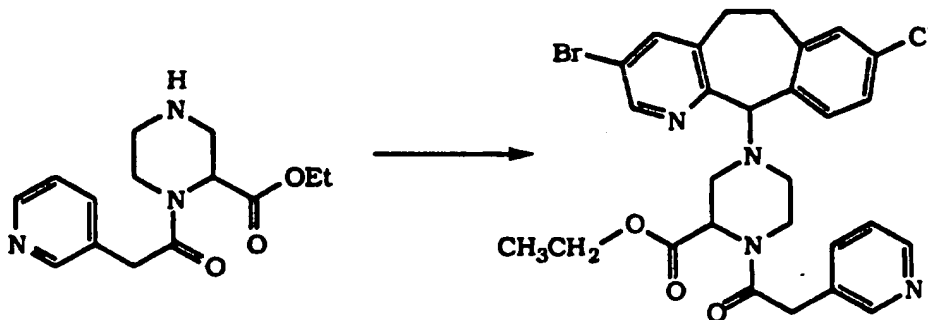
Dissolve the residue in 300 mL of EtOAc and wash successively with saturated Na_2CO_3 (aqueous) (2 X 150 mL) and 100 mL of brine. Dry over MgSO_4 and concentrate *in vacuo* to give 11.54 g of the product compound.

5 **STEP C:**

Combine 0.26 g (1 mmol) of the product compound from Step B, 1 mL of CH_2Cl_2 , 0.174 g (1 mmol) of 3-pyridylacetic acid, 0.147 g (1.2 mmol) of DMAP and 0.248 g (1.2 mmol) of DCC, and stir at room temperature for 40 hours. Concentrate *in vacuo* to a residue and chromatograph (silica gel, 5% MeOH/ CH_2Cl_2) to give 0.315 g of the product compound.

10 **STEP D:**

Combine 0.196 g (0.521 mmol) of the product compound from Step C and 0.5 mL of TFA, and stir at room temperature for 40 hours. Concentrate *in vacuo* to a residue, add 50 mL of EtOAc and wash with 10 mL of 1 N Na_2CO_3 (aqueous). Dry over Na_2SO_4 and concentrate *in vacuo* to give 0.077 g of the product compound.

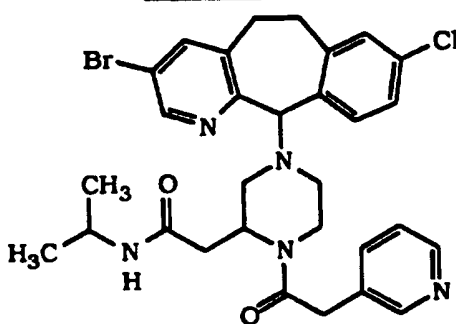
15 **STEP E:**

20

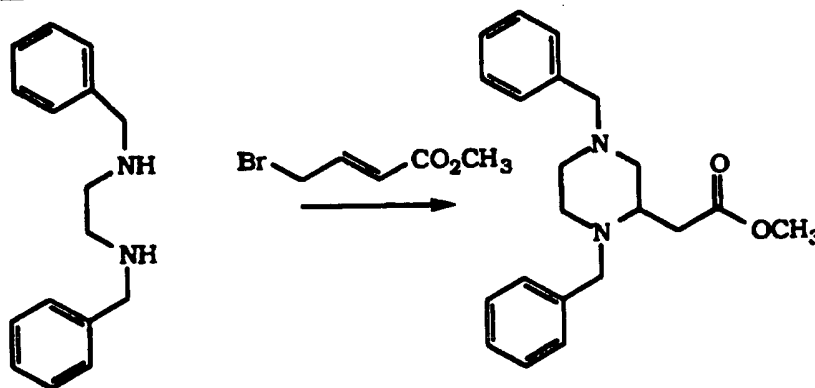
Combine 0.075 g (0.272 mmol) of the product compound from

- 96 -

Step D, 0.091 g (0.265 mmol) of the chloride Product of Preparative Example 40, Step B, of WO 95/10516, 2 mL of THF and 0.40 g (0.265 mmol) of DBU, and stir at 50°C for 24 hours. Cool to 25°C, concentrate *in vacuo* to a residue, and chromatograph (silica gel, 5% MeOH/CH₂Cl₂) to give 0.034 g of the product compound. ¹H NMR (CDCl₃): 1.12 and 1.14 (t, 3H); 1.55-1.82 (m, 1H); 1.92-2.50 (2H); 2.53-2.81 (m, 2H); 3.03-3.25 (m, 1H); 3.28-3.45 (m, 1H); 3.53-3.71 (m, 2H); 3.74 (s, 2H); 3.85-4.19 (m, 3H); 4.31 and 4.32 (s, 1H); 5.10-5.18 (m, 3H).

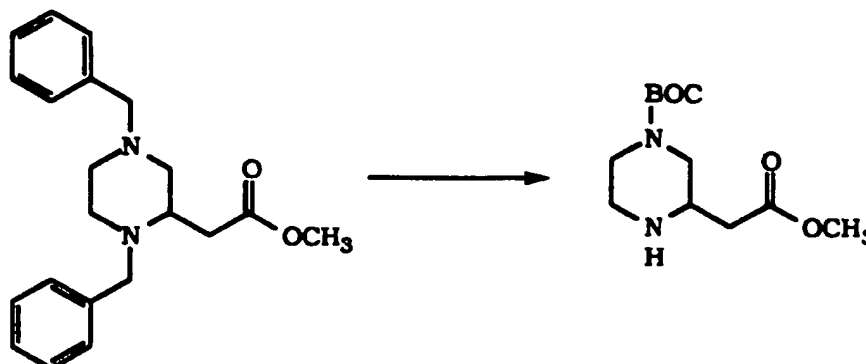
EXAMPLE 34

10


STEP A:

Combine 12 mL (50 mmol) of N,N'-dibenzylethylenediamine, 14 mL (100 mmol) of Et₃N and 250 mL toluene at 0°C, add 7 mL (50 mmol) of methyl 4-bromocrotonate (7 mL, 50 mmol), slowly warm to room temperature and stir for 24 hours. Filter, concentrate the filtrate *in vacuo* to a residue and treat with 10% aqueous HCl (300 mL). Filter again and wash the filtrate EtOAc (2 X 100 mL). Basify the filtrate with K₂CO₃, extract with EtOAc (3 X 150 mL), wash the combined extracts with brine, dry over MgSO₄ and concentrate *in vacuo* to give 13.7g of the product compound. ¹H NMR (CDCl₃) 2.28-2.50 (m, 4H), 2.5-2.75 (m, 4H), 3.1 (bs, 1H), 3.42 (d, 2H), 3.52 (d, 1H), 3.6 (s, 3H), 3.75 (do 1H), 7.15-7.35 (m, 10H).

- 97 -


STEP B:

Combine 13.7 g (40 mmol) of the product of Step A, 150 mL of MeOH, 50 mL of 1 N HCl (aqueous) and 3 g of 10% Pd/C and hydrogenate with H₂ (50 psi) for 24 hours. Filter, concentrate the filtrate *in vacuo* to remove most of the MeOH, and basify with K₂CO₃ to pH = 9-10. Slowly add 9.8 g (40 mmol) of BOC-ON at 0 °C and stir at 0° for 1 hour. Slowly warm up to room temperature, stir 2 hours, and extract with EtOAc (2 X 200 mL). Treat the combined extracts with 50 mL of 10% HCl (aqueous), wash the aqueous layer with EtOAc, basify with K₂CO₃ and extract three times with EtOAc. Wash the combined organic layers with brine, dry over MgSO₄ and concentrate *in vacuo* to give 7.89 g of the product compound. ¹H NMR (CDCl₃): 1.4 (s, 9H), 2.31 (dd, 1H), 2.37 (dd, 1H), 2.55 (b, 1H), 2.69-3.02 (m, 4H), 3.75 (s, 3H), 3.88 (b, 2H).

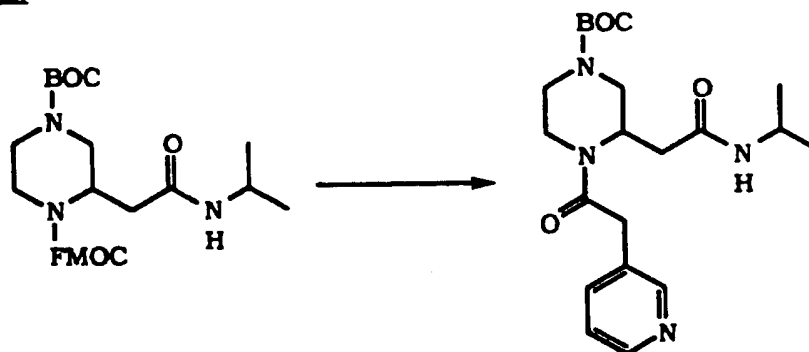
STEP C:

Combine 5.2 g (20 mmol) of the product of Step B, 60 mL of THF, 60 mL of 1 N NaOH (aqueous) and stir at room temperature for 6 hours. Cool to 0°C, add 10% HCl (aqueous) to adjust to pH = 9-10, then add 5.2 g (20 mmol) of FMOC-Cl. Stir at room temperature for 6 hours, (adding 1 N NaOH (aqueous) to maintain pH = 9-10), then acidify with 10% HCl to pH = 1. Extract twice, wash the combined organic layers with brine, dry over MgSO₄ and concentrate *in vacuo* to give 8.56 g of the product compound. ¹H NMR (CDCl₃): 1.4 (s, 9H), 2.5-3.0 (m, 5H), 3.9-4.2 (m, 6H), 4.5 (m, 1H), 7-25 (t, 4H), 7.32(t, 4H), 7.48(d, 4H), 7.75(d, 4H).

- 98 -

STEP D:

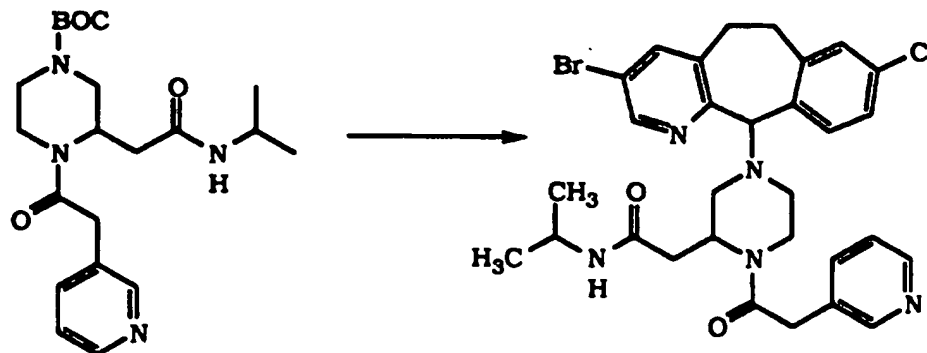
- Combine 460 mg (1 mmol) of the product of Step C, 5 mL of CH_2Cl_2 , 230 mg (1.2 mmol) of DEC and 130 μL (1.5 mmol) of i-propylamine, and stir at 25°C for 6 hours. Treat with 10 mL of 1 N HCl (aqueous), extract with 30 mL of EtOAc, wash the extract with saturated NaHCO_3 (aqueous) and dry over Na_2SO_4 . Concentrate *in vacuo* to give 454.6 mg of the product compound.

STEP E:

10

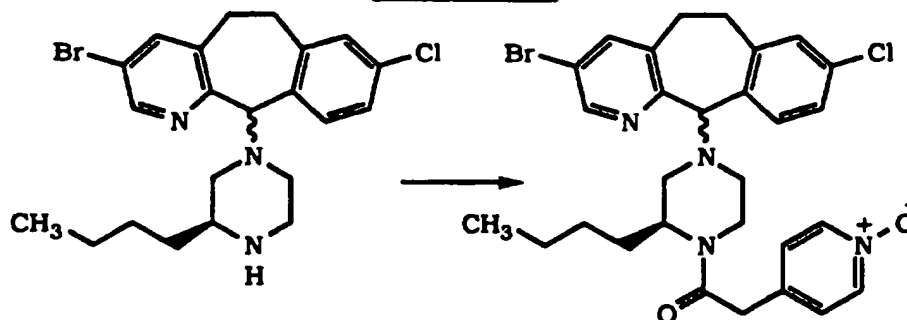
- Combine a solution of 150 mg (0.3 mmol) of the product of Step D in DMF with 142 mg (0.45 mmol) of TBAF, and stir at 25°C for 0.5 hours. Treat with 5 mL of 1 N HCl (aqueous) and wash with 10 mL of EtOAc. Basify with saturated K_2CO_3 , extract three times with EtOAc and dry the combined extracts over MgSO_4 . Concentrate *in vacuo* to a residue. Treat the residue with 3-pyridylacetic acid via substantially the same procedure as described for Example 33, Step C, to give 106.2 mg of the product compound.

- 99 -

STEP E:

Combine 40 mg (0.1 mmol) of the product of Step E, 2 mL of CH_2Cl_2 and 1 mL of TFA, and stir at 25°C for 0.5 hours. Concentrate *in vacuo* to a residue. Combine the residue with 90 μL (0.6 mmol) of DBU in 2 mL of THF, add 40 mg (0.12 mmol) of the product of Preparative Example 40, Step B, of WO 95/10516, and stir at 60°C for 8 hours. Concentrate *in vacuo* to a residue and chromatograph to give 48.2 mg of the product compound.

10

EXAMPLE 36

The title compound from Example 3B above (1 equivalent) (0.5g.) was reacted with the title compound from Preparative Example 10B (1.5 equivalents) (0.2559g.) and DEC (1.5 equivalents) (0.3203g.), HOBT (1.5 equivalents) (0.169g.) and N-methylmorpholine (1.5 equivalents) (0.245ml.) in dry DMF (15ml.) at 25°C for 22h. The reaction was worked up essentially as described in Example 20A and the product was purified on a silica gel column using 2.25% (10% concentrated ammonium hydroxide in methanol)-methylene chloride as the eluant to give the title compound.

Yield: 609.4mg., MH^+ 585.0.

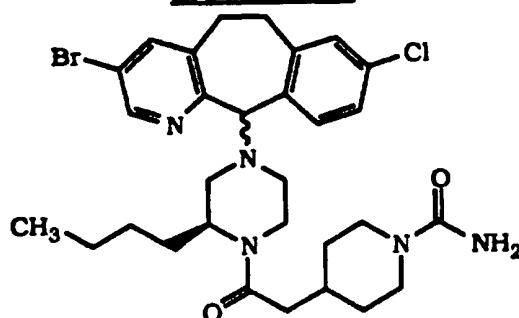
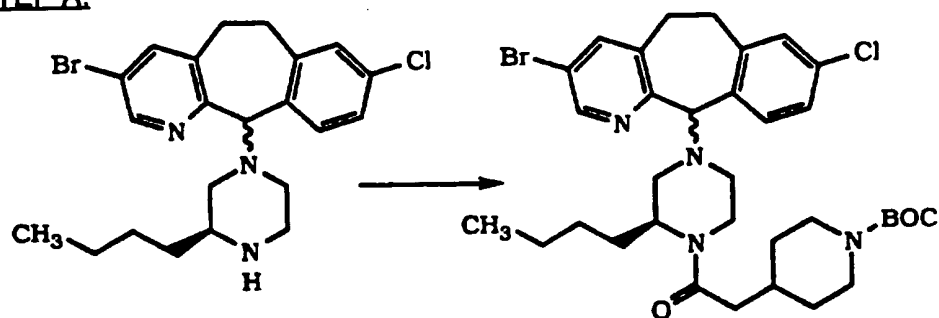
20

CMR data (δ_{C} (CDCl_3)) for the title compound: (1) tricyclic: (a) CH_2 : 29.7/29.8/29.9/30.0/30.2/30.4, (b) CH: 146.6/146.7, 140.6/140.9, 132.1, 129.8/129.9/130.0/130.1, 125.9, 78.3/78.4/78.5, and (c) C: 119.6, 140.2/140.4, 134.6, 136.2/136.3, 136.4, 154.6/154.7/154.9/155.0; (2)

- 100 -

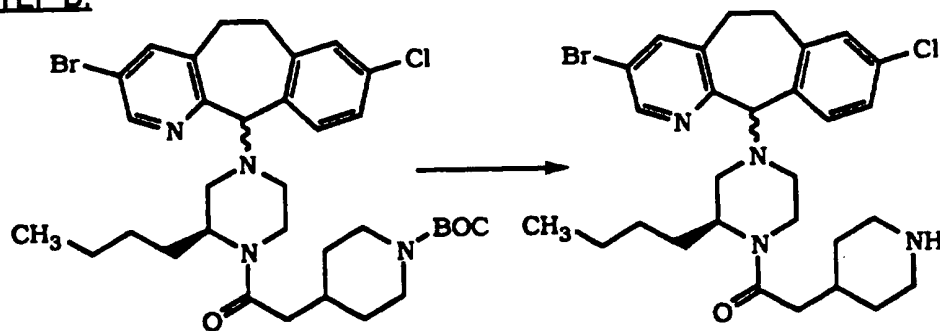
piperazine: (a) CH₃: 13.5/13.6, (b) CH₂: 22.0/22.1, 28.7, 27.6/27.9, 37.0/37.1/38.0/38.5, 41.4/41.5, 50.8/51.6, 53.1/53.2/53.5/53.8/53.9, and (c) CH: 49.0; and (3) piperazine N-substituent: (a) CH₂: 51.2, (b) CH: 126.3, 126.3, 138.5, 138.5, and (c) C: 133.8, 166.4/166.7.

5

EXAMPLE 37**STEP A:**

The title compound from Example 3B above (1 equivalent) (0.658g.) was reacted with the title compound from Preparative Example 17D, of WO 95/10516, (1.3 equivalents) (0.4637g.) and DEC (1.3 equivalents) (0.3654g.), HOBT (1.3 equivalents) (0.2575g.) and N-methylmorpholine (1.3 equivalents) (0.21ml.) in dry DMF (25ml.) at 25°C for 25h. The product was isolated as described in Example 20A and used directly in Step B below.

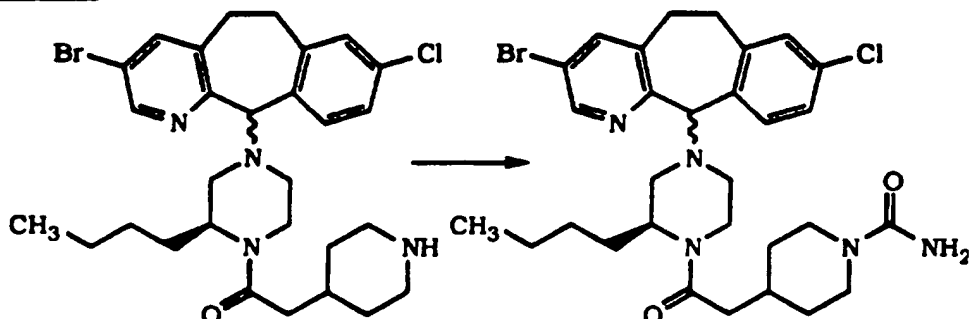
15

STEP B:

The title compound from Step A above was dissolved in methanol (5ml.) and 10% (v/v) concentrated sulfuric acid in dioxane (15ml.) was

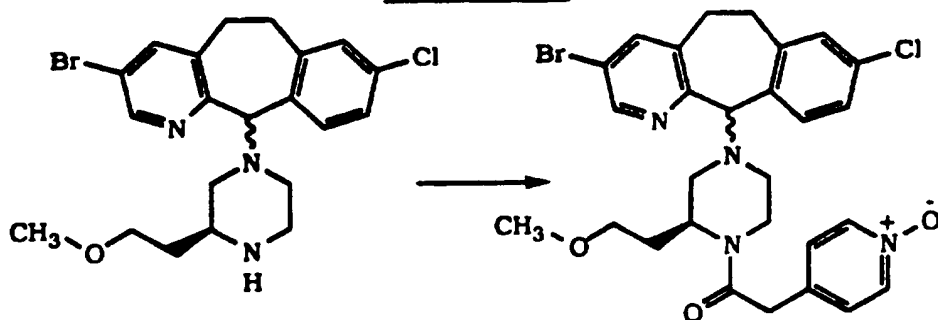
added and the reaction was run and worked up as described in Example 20B to give the title compound. Yield: 0.312g., MH^+ 575.4.

STEP C:



- 5 The title compound from Step B above (1 equivalent) (0.310g.) was dissolved in dry methylene chloride (5ml.) and trimethylsilylisocyanate (6 equivalents) (0.3733g.) (0.439ml.) was added. The mixture was stirred at 25°C for 77h. under argon. Additional trimethylsilylisocyanate (6 equivalents) (0.3733g.) (0.439ml.) was added and the reaction was
- 10 allowed to proceed for a total of 106h. The mixture was diluted with methylene chloride and washed with saturated aqueous sodium bicarbonate, water and then dried over magnesium sulfate. Filtration followed by evaporation gave the title compound that was purified on a silica gel column using 2%(10% concentrated ammonium hydroxide in
- 15 methanol)-methylene chloride as the eluant to give the title compound. Yield: 0.1758g., MH^+ 618.2.

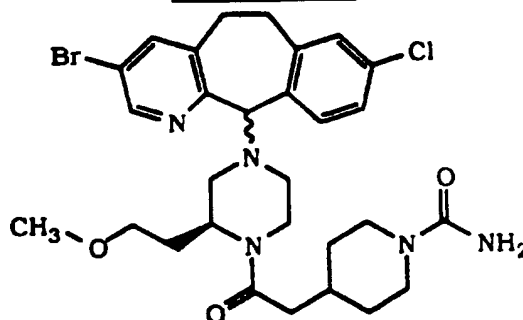
- CMR data (δ_c (CDC'3))for the title compound: (1) tricyclic: (a) CH_2 : 29.8, 30.1, (b) CH : 146.6/146.7, 140.8/140.9, 132.1, 125.8/125.9, 128.9/129.9/130.0/130.1, 78.5/78.6, and (c) C : 119.6, 140.2/140.4,
- 20 133.7/133.8, 134.7/134.8, 136.2/136.3, 155.0/155.7; (2) piperazine: (a) CH_3 : 13.5/13.6, (b) CH_2 : 40.9/41.0, 51.1/51.4/51.9, 53.2/53.3/53.4/-53.9/54.2, 36.5, 22.1/22.2, 27.7/27.8, and (c) CH : 48.4; and (3) piperazine N-substituent: (a) CH_2 : 44.0, 31.5, 31.5, 44.0, 39.1, (b) CH : 32.6, and (c) C : 157.5, 169.1/169.4.

EXAMPLE 38

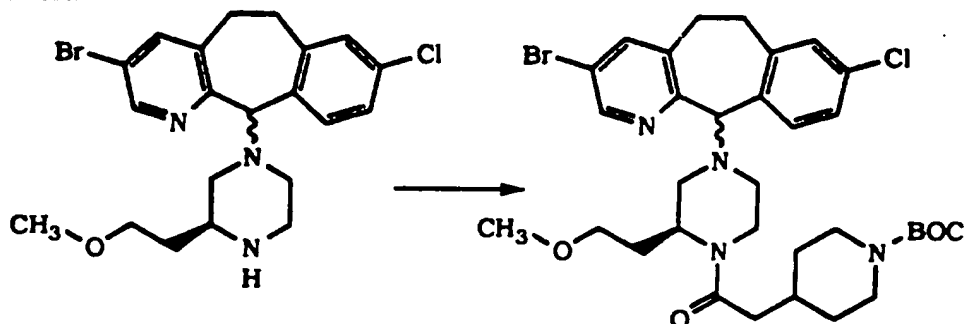
The title compound from Example 11B above (1 equivalent) (0.4g.) was reacted with the title compound from Preparative Example 10B (1.5 equivalents) (0.2038g.) and DEC (1.5 equivalents) (0.2552g.), HOBT (1.5 equivalents) (0.1346g.) and N-methylmorpholine (1.5 equivalents) (0.195ml.) in dry DMF (15ml.) at 25°C for 17h. The reaction was worked up essentially as described in Example 20A and the product was purified on a silica gel column using 3% (10% concentrated ammonium hydroxide in methanol)-methylene chloride as the eluant to give the title compound. Yield: 539.6mg., MH⁺ 587.

CMR data (δ_c (CDCl₃)) for the title compound: (1) tricyclic: (a) CH₂: 29.8/30.0, 30.0/30.2, (b) CH: 146.6/146.7/146.8, 140.8, 132.1/132.3, 129.9/130.0, 125.9/126.3, 78.4/78.5, and (c) C: 119.6, 140.2/140.3, 133.8, 134.3/134.4/134.6, 136.2/136.3, 154.6/154.8; (2) Piperazine: (a) CH₃: 58.2, (b) CH₂: 50.9/51.2/51.6, 54.3/54.4/54.7, 37.4/37.6, 39.3/42.3, 67.6/67.7/69.6, and (c) CH: 50.0; and (3) piperazine N-substituent: (a) CH₂: 36.6/36.8, (b) CH: 138.4/138.5, 126.4, 126.4, 138.4/138.5, and (c) C: 133.8.

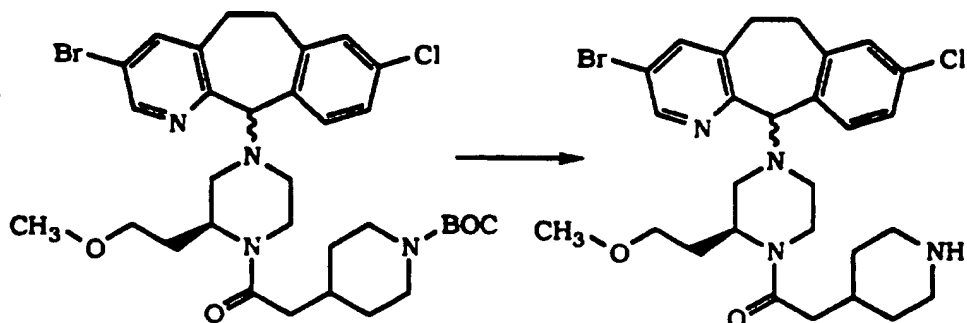
20

EXAMPLE 39

- 103 -

STEP A:

The title compound from Example 11B above (1 equivalent) (2.7g.) was reacted with the title compound from Preparative Example 17D, of
 5 WO 95/10516, (1.3 equivalents) (1.89g.) and DEC (1.3 equivalents) (1.49g.), HOBT (1.3 equivalents) (1.05g.) and N-methylmorpholine (1.3 equivalents) (0.7876g.) (0.8561ml.) in dry DMF (80ml.) at 25°C for 24h. The product was isolated as described in Example 20A and chromatographed on a silica gel column using 0.5% (10% concentrated ammonium hydroxide in methanol)-methylene chloride as the eluant to give the title compound. Yield: 1.49g., MH⁺ 677.

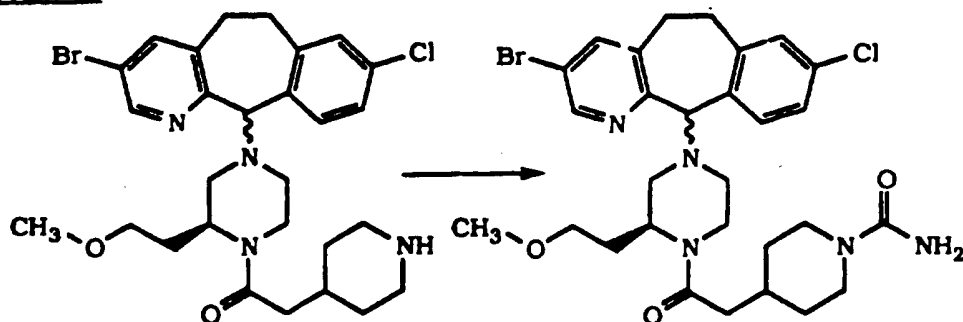
STEP B:

The title compound from Step A above (1.38g.) was dissolved in methanol (10ml.) and 10% (v/v) concentrated sulfuric acid in dioxane (30ml.) was added and the reaction was run and worked up as described in Example 20B. The product was chromatographed on a silica gel column using 6-8% (10% concentrated ammonium hydroxide in methanol)-methylene chloride as the eluant to give the title compound.
 20 Yield: 0.7175g., MH⁺ 577.

CMR data (δ_c (CDCl₃)) for the title compound: (1) tricyclic: (a) CH₂: 29.9/30.0, 30.1/30.2, (b) CH: 146.6/146.7, 140.7/140.8, 132.1/132.2, 125.8/125.9, 129.9/130.0, 78.6, and (c) C: 119.5/119.6, 140.3/140.7, 133.7, 134.7/134.8, 136.2/136.4, 155.0/155.1; (2) piperazine: (a) CH₃: 25 58.1, (b) CH₂: 39.8/39.9/40.9, 51.3/51.5/51.9, 54.3/54.8/55.1, 36.2,

- 104 -

67.9/68.0/69.7/69.8, and (c) CH: 49.7/49.8; and (3) piperazine N-substituent: (a) CH₂: 45.9, 32.7, 32.7, 45.9, 39.0, (b) CH: 32.9; and (c) C: 169.7/170.2.

STEP C:

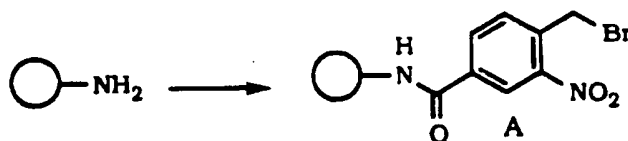
5

The title compound from Step B above (1 equivalent) (0.582g.) was dissolved in dry methylene chloride (6ml.) and trimethylsilylisocyanate (6 equivalents) (0.6985g.) (0.821ml.) was added. The mixture was stirred at 25°C for 48h. under argon. The mixture was diluted with methylene chloride and washed with saturated aqueous sodium bicarbonate, water and then dried over magnesium sulfate. Filtration followed by evaporation gave the title compound that was purified on a silica gel column using 3%(10% concentrated ammonium hydroxide in methanol)-methylene chloride as the eluant to give the title compound. Yield: 0.4926g., MH⁺ 620.

10

CMR data (δ_c (CDCl₃)) for the title compound: (1) tricyclic: (a) CH₂: 29.9/30.0, 30.1, (b) CH: 146.6/146.7, 140.7/140.8, 132.1/132.2, 125.8/125.9, 130.0, 78.6, and (c) C: 119.5/119.6, 140.3, 133.8, 134.8, 136.2/136.4, 154.9/155.0; (2) piperazine: (a) CH₃: 58.1/58.2, (b) CH₂: 38.2/38.3, 51.2/51.5/51.8, 54.3/54.7/55.1, 36.2, 67.8/67.9/69.6/69.8, and (c) CH: 49.7; and (3) piperazine N-substituent: (a) CH₂: 43.9/44.0, 40.8/40.9, 40.8/40.9, 43.9/44.0, 39.1, (b) CH: 32.5; and (c) C: 157.5, 169.3/169.9.

20

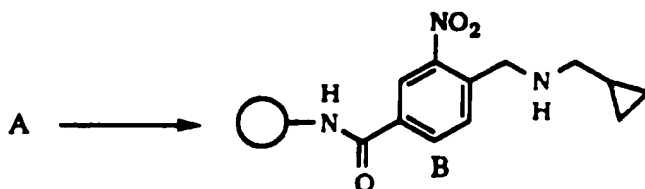
EXAMPLE 40**STEP A:**

To a suspension of Tentagel S® NH₂ Resin (Rapp Polymere GmbH, Germany) (1.0g, 0.28 mmol/g loading, 0.28 mmol) in DCM (10mL) in a Merrifield reaction vessel was added 4-(bromomethyl)-3-nitrobenzoic acid

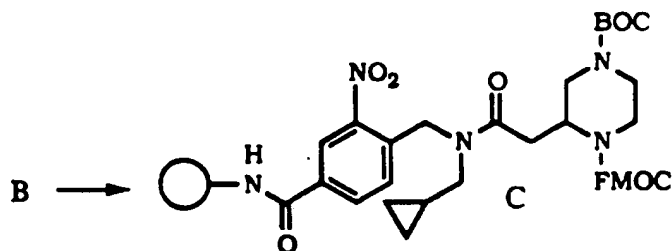
25

- 105 -

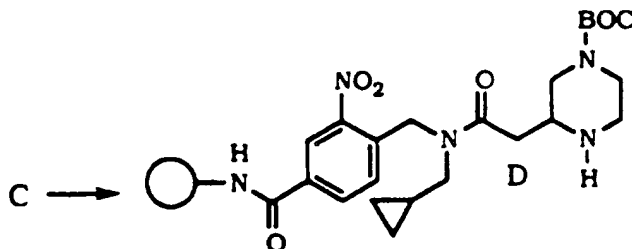
(1.12 mmol, 0.29g), HOBT (1.12 mmol, 0.15g) and DIC (1.68 mmol, 0.21g, 0.26mL). The resin shook at room temperature for 16h and was then washed with DCM (4 x 10mL) and THF (3 x 10 mL).

STEP B

The resin (0.28 mmol theoretical loading) was suspended in THF (10 mL) and treated with (aminomethyl)cyclopropane (5.6 mmol, 0.40g, 0.49 mL) at room temperature for 16h. The resin was then washed with THF (2 x 10 mL).

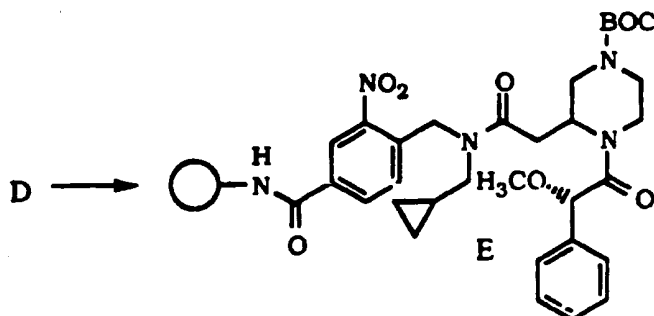
10 **STEP C:**

15 The resin (0.28 mmol theoretical loading) is suspended in DCM (10mL) and reacted with 1-N-FMOC-4-BOC piperazine-2-acetic acid (1.12 mmol, 0.52g), HATU (1.12 mmol, 0.43g) and N,N-diisopropylethylamine (2.24 mmol, 0.29g, 0.39mL). The resin shook at room temperature for 16 h and was then washed with DCM (4 x 10 mL). The resin was then retreated with the same mixture of reagents in a second coupling cycle of 16h. The resin was then washed with DCM (6 x 10mL).

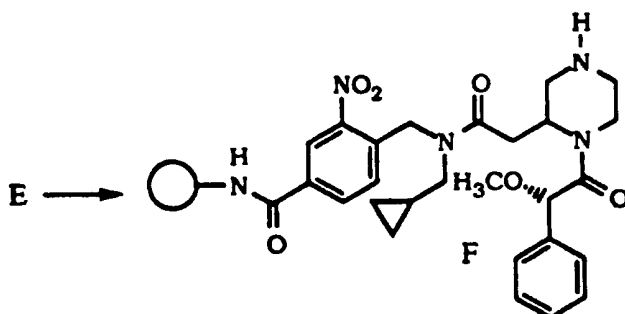
STEP D:

25 The resin (0.28 mmol theoretical loading) was washed once with DMF (10 mL) and was then treated with a 30% solution of piperidine in DMF (total volume = 10 mL) at room temperature for 30 min. The resin was then washed with DMF (10 mL), methanol (2 x 10 mL) and DCM (3 x 10 mL).

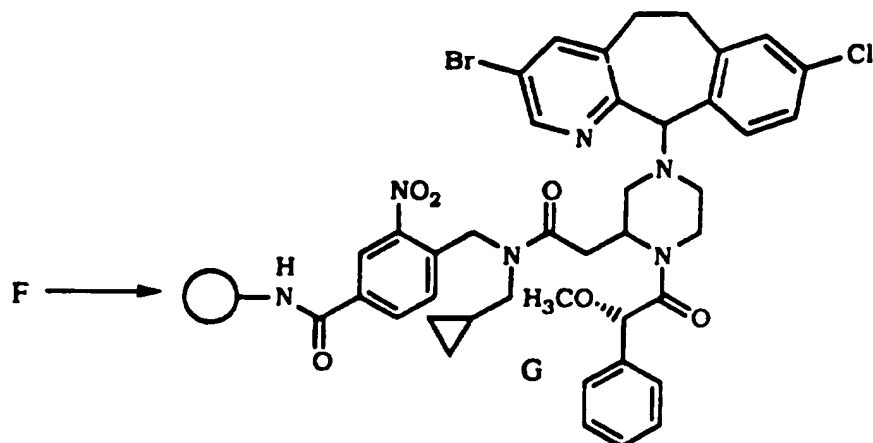
- 106 -

STEP E:

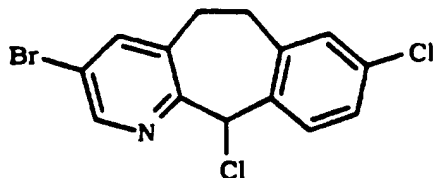
- The resin (0.28 mmol theoretical loading) was suspended in DCM (10mL) and treated with (S)-(+)- α -methoxyphenylacetic acid (1.12 mmol, 0.19g), HATU (1.12 mmol, 0.43g) and N,N-diisopropylethylamine (2.24 mmol, 0.29g, 0.39 mL). The resin shook at room temperature for 16h and was then washed with DCM (4 x 10 mL).

STEP F:

- The resin (0.28 mmol theoretical loading) was treated with a 30% solution of TFA in DCM (10 mL) at room temperature for 1h. The resin was then washed with DCM (2 x 10 mL) and methanol (3 x 10 mL) and then treated with a 20% solution of triethylamine in methanol (10 mL) for 30 min. The resin was then washed with methanol (2 x 10 mL) and DCM (4 x 10 mL).

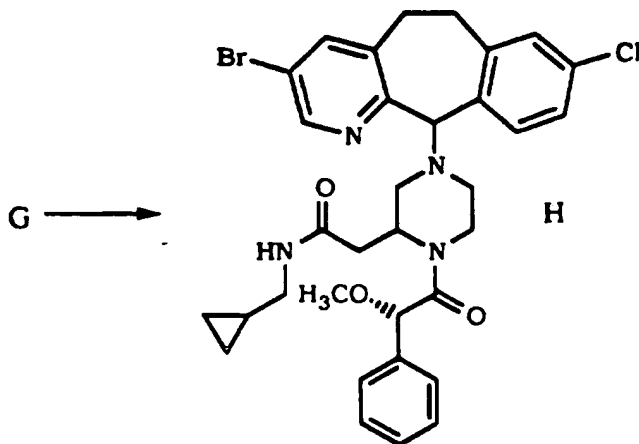
STEP G:

The resin (0.28 mmol theoretical loading) was suspended in DMA (10 mL) in a round-bottomed flask and treated with



5

(1.12 mmol, 0.38g), from Preparative Example 40 of WO 95/10516, and 1,2,2,6,6-pentamethylpiperidine (1.12 mmol, 0.17g, 0.20mL). The resin was stirred gently at 45°C for 16h and was then filtered and washed with DCM (5 x 10 mL), DMF (3 x 10 mL) and methanol (3 x 10 mL).

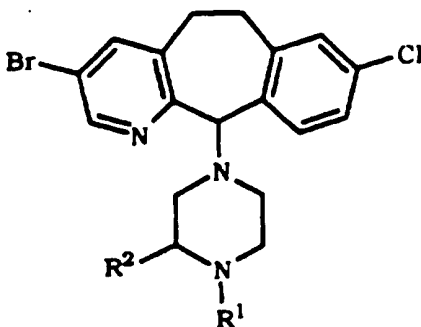
10 **STEP H:**

The resin (0.28 mmol theoretical loading) was washed from the filter funnel into a 25 mL round-bottomed flask with methanol (10 mL) and photolysed (UVP Blak-Ray lamp, 360nm) for 3h. The resin was filtered and washed with methanol (3 x 10 mL) and DCM (3 x 10 mL). The solvent

15

and washings are combined and evaporated to dryness *in vacuo* giving compound H.

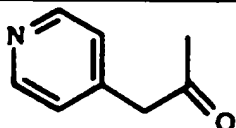
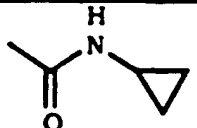
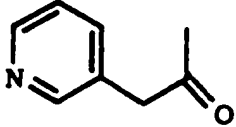
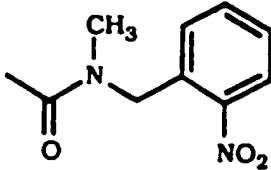
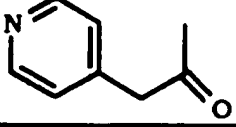
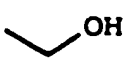
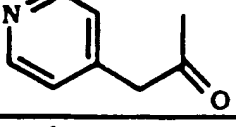
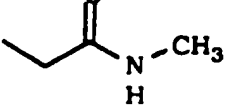
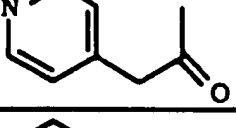
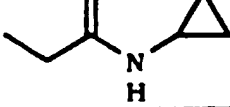
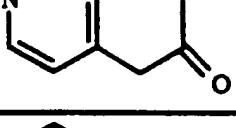
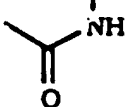
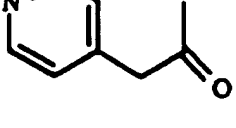
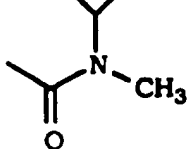
- By employing the processes described above, as well as the processes described in WO 94/08051, as exemplified in Example 40, 5 compounds of the formula:

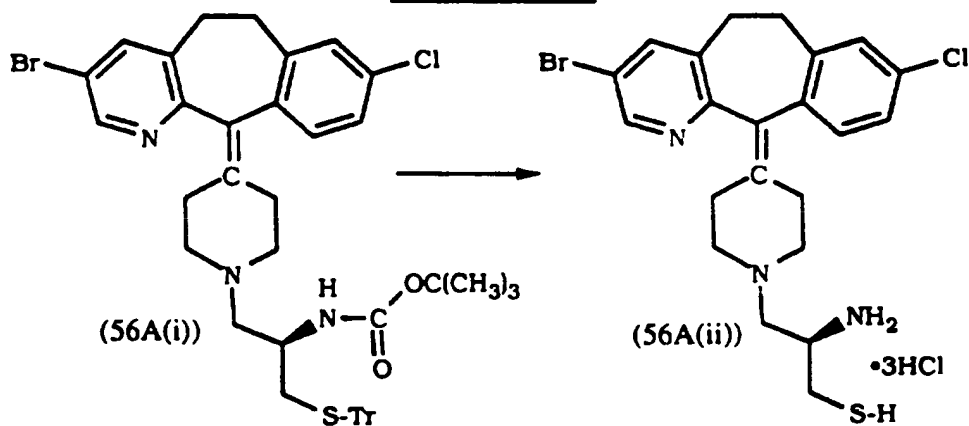


were prepared wherein R¹ and R² are defined in Table 3 below.

TABLE 3

Example	R ¹	P ²
41		
42		
43		
44		
45		
46		

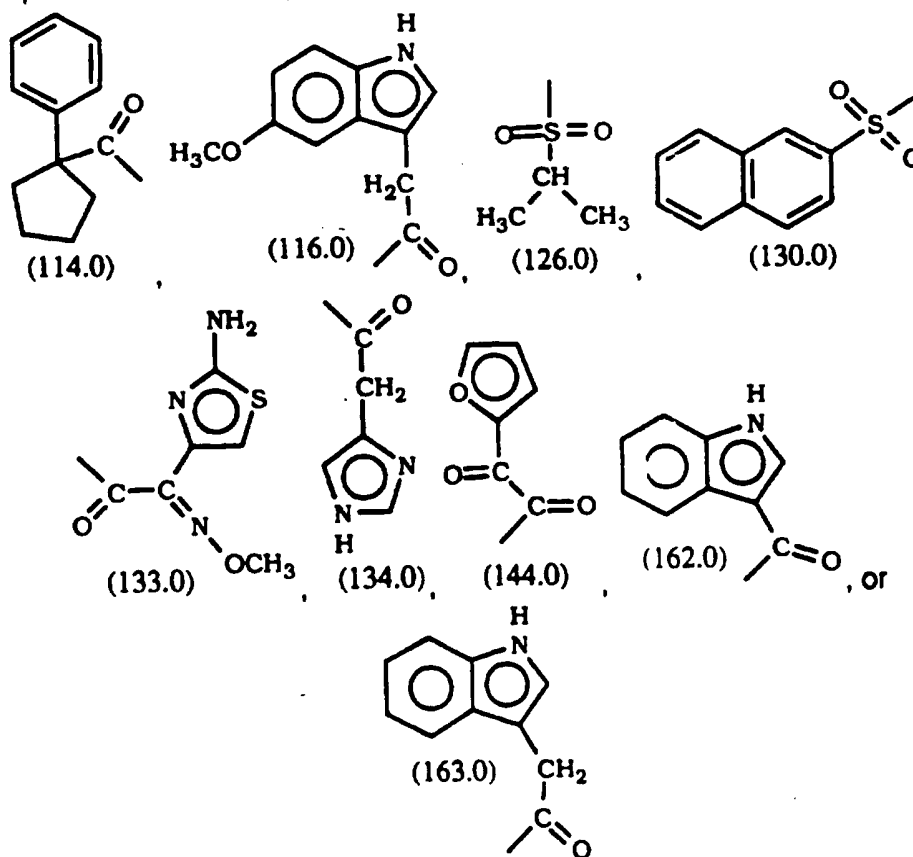
47		
48		
50		
51		
54		
55		
56		

EXAMPLE 56A

React the product of Preparative Example 2 following the procedure of Example 1 Step A to obtain Compound (56A(i)). Compound 56A(i) (320mg), CH_2Cl_2 (2mL), TFA (2mL) and $(\text{C}_2\text{H}_5)_3\text{SiH}$ (249 μL) were

charged to a flask. The reaction mixture was stirred at room temperature for about three hours. All the solvents were removed on a rotavap. HCl (1N) was added to dissolve the product and the resulting solution was washed with hexanes. The solution was stripped down on a rotovap and then HCl (1N) was added and the resulting solution was lyophilized to yield the title compound (56A(ii)). Mass Spec.: $M + 1 = 480$.

The compounds in Tables 4-7 below exhibited biological activity at concentrations below about $10\mu\text{M}$ using an in vitro assay measuring the inhibition of FPT. Under the test protocols employed, there were certain compounds within the scope of the invention which did not exhibit activity. It is believed that such compounds would exhibit activity under a different test protocol. For example, certain compounds wherein R^1 was:



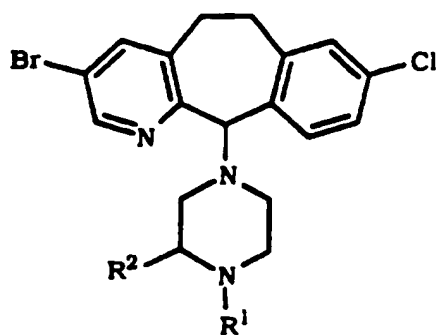
15

did not exhibit activity at the concentrations tested.

EXAMPLES 57-210

Compounds of the formula:

- 111 -



were prepared, by procedures similar to those in Example 40, wherein R¹ and R² are defined in Table 4 below. In Table 4 the numbers in the column for R¹ refer to the formula numbers of the R¹ groups exemplified above. In Table 4, R² is -C(O)R⁶⁵ (i.e., formula (84.0)). The numbers in the R² column refer to the formula numbers of the R⁶⁵ groups exemplified above. In Table 4, the column labeled "EX" refers to the example number.

TABLE 4

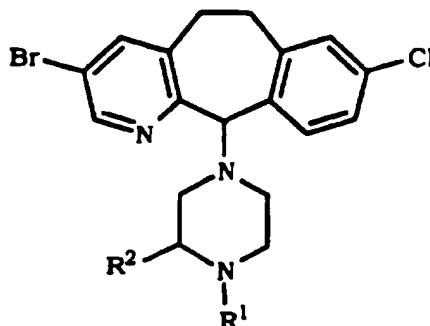
EX	R ² (R ⁶⁵)	R ¹	EX	R ² (R ⁶⁵)	R ¹	EX	R ² (R ⁶⁵)	R ¹
57	201.0	(S)- 110.0	58	201.0	143.0	59	201.0	147.0
60	202.0	101.0	61	202.0	103.0	62	202.0	104.0
63	202.0	105.0	64	202.0	136.0	65	202.0	137.0
66	202.0	152.0	67	202.0	153.0	68	202.0	157.0
69	202.0	160.0	70	202.0	161.0	71	202.0	136.0
72	203.0	101.0	73	203.0	102.0	74	203.0	103.0
75	203.0	104.0	76	203.0	105.0	77	203.0	106.0
78	203.0	(S)- 110.0	79	203.0	113.0	80	203.0	118.0
81	203.0	120.0	82	203.0	124.0	83	203.0	125.0
84	203.0	137.0	85	203.0	143.0	86	203.0	152.0
87	203.0	153.0	88	203.0	154.0	89	203.0	156.0
90	203.0	157.0	91	203.0	160.0	92	203.0	161.0
---	---	---	94	204.0	101.0	95	204.0	102.0
96	204.0	103.0	97	204.0	104.0	98	204.0	105.0
99	204.0	106.0	100	204.0	(R)- 110.0	101	204.0	123.0
102	204.0	124.0	103	204.0	129.0	104	204.0	136.0
105	204.0	137.0	106	204.0	152.0	107	204.0	154.0

108	204.0	157.0	----	----	----	----	----	----
111	205.0	101.0	112	205.0	120.0	113	205.0	124.0
114	205.0	157.0	115	206.0	101.0	116	206.0	102.0
117	206.0	104.0	118	206.0	105.0	119	206.0	122.0
120	208.0	125.0	121	206.0	137.0	122	206.0	139.0
123	206.0	152.0	124	206.0	157.0	----	----	----
126	207.0	101.0	127	207.0	122.0	128	207.0	137.0
129	208.0	101.0	130	208.0	103.0	131	208.0	104.0
132	208.0	106.0	133	208.0	112.0	134	208.0	124.0
135	208.0	137.0	136	208.0	152.0	137	208.0	153.0
138	208.0	155.0	139	208.0	157.0	140	209.0	104.0
141	209.0	137.0	142	209.0	157.0	143	210.0	101.0
144	210.0	102.0	145	210.0	104.0	146	210.0	105.0
147	210.0	120.0	148	210.0	124.0	149	210.0	125.0
150	210.0	136.0	151	210.0	137.0	152	210.0	149.0
153	210.0	150.0	154	210.0	153.0	155	210.0	155.0
156	210.0	157.0	157	212.0	137.0	158	214.0	137.0
159	214.0	148.0	160	215.0	125.0	161	216.0	124.0
162	216.0	157.0	163	(S)- 217.0	101.0	164	(S)- 217.0	103.0
165	(S)- 217.0	107.0	166	(S)- 217.0	137.0	167	(S)- 217.0	138.0
168	(S)- 217.0	152.0	169	(S)- 217.0	157.0	170	(S)- 217.0	160.0
----	----	----	172	(R)- 217.0	122.0	173	(R)- 217.0	136.0
174	(R)- 217.0	137.0	175	(R)- 217.0	157.0	176	(R)- 217.0	161.0
177	219.0	147.0	178	220.0	157.0	179	221.0	117.0
180	223.0	124.0	181	225.0	101.0	182	225.0	102.0
183	225.0	103.0	184	225.0	105.0	185	225.0	106.0
186	225.0	107.0	187	225.0	108.0	188	225.0	109.0
189	225.0	(R)- 110.0	190	225.0	(S)- 110.0	191	225.0	112.0
192	225.0	113.0	193	225.0	119.0	194	225.0	120.0
195	225.0	136.0	196	225.0	137.0	197	225.0	151.0

198	225.0	152.0	---	---	---	200	226.0	106.0
202	227.0	108.0	202	227.0	(R)- 110.0	203	227.0	148.0
---	---	---	205	229.0	157.0	206	230.0	131.0
207	230.0	137.0	208	230.0	161.0	209	231.0	137.0
210	231.0	145.0	211	231.0	157.0	---	---	---

EXAMPLES 211-248

Compounds of the formula:



- 5 were prepared, by procedures similar to those in Example 40, wherein R¹ and R² are defined in Table 5 below. In Table 5 the numbers in the column for R¹ refer to the formula numbers of the R¹ groups exemplified above. In Table 5 R² is -CH₂C(O)R⁶⁵ (i.e., formula (86.0)). The numbers in the R² column refer to the formula numbers of the R⁶⁵ groups exemplified above. In Table 5 the column labeled "EX" refers to the
- 10 example number.

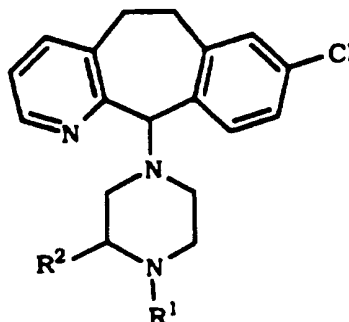
TABLE 5

EX	R ² (R ⁶⁵)	R ¹	EX	R ² (R ⁶⁵)	R ¹	EX	R ² (R ⁶⁵)	R ¹
211	202.0	105.0	212	202.0	120.0	213	202.0	140.0
214	202.0	157.0	215	203.0	102.0	216	203.0	104.0
217	203.0	120.0	218.0	203.0	124.0	219	203.0	137.0
220	203.0	138.0	221	203.0	140.0	222	203.0	153.0
223	203.0	156.0	224	205.0	138.0	225	205.0	152.0
226	205.0	157.0	227	205.0	161.0	228	207.0	158.0
229	208.0	120.0	230	208.0	146.0	231	208.0	157.0
232	209.0	150.0	233	209.0	161.0	---	---	---
235	211.0	120.0	236	213.0	147.0	237	214.0	139.0
238	216.0	101.0	239	216.0	132.0	240	(S)- 217.0	148.0

241	(R)- 217.0	102.0	242	(R)- 217.0	103.0	243	219.0	128.0
244	221.0	125.0	---	---	---	246	226.0	103.0
247	226.0	127.0	248	229.0	155.0	---	---	---

EXAMPLES 249-280

Compounds of the formula:



- 5 were prepared, by procedures similar to those in Example 40, wherein R¹ and R² are defined in Table 6 below. In Table 6 the numbers in the column for R¹ refer to the formula numbers of the R¹ groups exemplified above. In Table 6 R² is -C(O)R⁶⁵ (i.e., (84.0)). The numbers in the R² column refer to the formula numbers of the R⁶⁵ groups exemplified above. In Table 6 the column labeled "EX" refers to the example number.

10

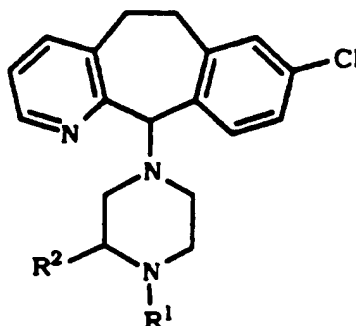
TABLE 6

EX	R ² (R ⁶⁵)	R ¹	EX	R ² (R ⁶⁵)	R ¹	EX	R ² (R ⁶⁵)	R ¹
249	202.0	157.0	250	203.0	129.0	251	203.0	157.0
252	204.0	109.0	253	204.0	157.0	254	205.0	124.0
255	210.0	154.0	256	215.0	112.0	257	(S)- 217.0	106.0
258	(R)- 217.0	120.0	259	(R)- 217.0	143.0	260	219.0	106.0
261	219.0	115.0	262	221.0	146.0	263	222.0	108.0
264	222.0	132.0	265	222.0	151.0	266	225.0	101.0
267	225.0	102.0	268	225.0	103.0	269	225.0	104.0
270	225.0	106.0	271	225.0	108.0	272	225.0	(R)- 110.0
273	225.0	112.0	274	225.0	124.0	275	225.0	136.0
276	225.0	141.0	277	225.0	143.0	278	225.0	152.0
279	225.0	157.0	280.0	228.0	101.0	---	---	---

- 115 -

EXAMPLES 281-288

Compounds of the formula:



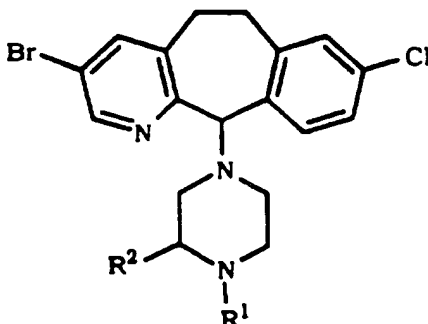
were prepared, by procedures similar to those in Example 40, wherein R¹
 5 and R² are defined in Table 7 below. In Table 7 the numbers in the
 column for R¹ refer to the formula numbers of the R¹ groups exemplified
 above. In Table 7 R² is -CH₂C(O)R⁶⁵ (i.e., formula (86.0)). The numbers
 in the R² column refer to the formula numbers of the R⁶⁵ groups
 exemplified above. In Table 7 the column labeled "EX" refers to the
 10 example number.

TABLE 7

EX	R ² (R ⁶⁵)	R ¹	EX	R ² (R ⁶⁵)	R ¹	EX	R ² (R ⁶⁵)	R ¹
281	202.0	102.0	282	202.0	151.0	283	202.0	157.0
284	203.0	157.0	285	212.0	150.0	286	(S)- 217.0	105.0
287	221.0	159.0	288	223.0	149.0	---	---	---

EXAMPLES 289-306

Compounds of the formula:



15 could be prepared, if procedures similar to those in Example 40, were to
 be followed, wherein R¹ and R² are defined in Table 8 below. In Table 8
 the numbers in the column for R¹ refer to the formula numbers of the R¹
 groups exemplified above. In Table 8 R² is -C(O)R⁶⁵ (i.e., (84.0)) or
 -CH₂C(O)R⁶⁵ (i.e., (86.0)). The numbers in the R² column refer to the

formula numbers of the R⁶⁵ groups exemplified above. In Table 8 the column labeled "EX" refers to the example number.

TABLE 8

EX	R ² (-C(O)R ⁶⁵) (R ⁶⁵)	R ² (-CH ₂ C(O)R ⁶⁵) (R ⁶⁵)	R ¹
289	203.0	----	124.0
290	204.0	----	121.0
291	204.0	----	122.0
292	204.0	----	125.0
293	206.0	----	136.0
294	217.0	----	125.0
295	217.0	----	157.0
296	225.0	----	142.0
297	228.0	----	125.0
298	228.0	----	109.0
299	----	209.0	136.0
300	----	209.0	137.0
301	----	225.0	140.0
302	----	225.0	141.0

ASSAYS

5 In some assays, FPT IC₅₀ (inhibition of farnesyl protein transferase, in vitro enzyme assay) is determined by the methods described in WO 95/10516. COS Cell IC₅₀ (Cell-Based Assay) and Cell Mat assay are determined by the methods described in WO 95/10516. GGPT IC₅₀ (geranylgeranyl protein transferase, in vitro enzyme assay) and in vitro
10 tumor activity can be determined by the methods disclosed in WO 95/10516.

In some assays, the inhibition of farnesyl protein transferase was assayed by measuring the transfer of [³H]farnesyl from
15 [³H]farnesylpyrophosphate to biotinylated Ras-peptide (biotin-KKSKTKCVIM) using the conditions described below for each 96-well plate to be tested.

An assay buffer is prepared consisting of 40 mM Hepes, pH 7.5; 5 mM dithiothreitol; 20 mM magnesium chloride and 0.01 (v/v)% Igepal non-ionic detergent.

- 117 -

A SPA (scintillation proximity assay) bead suspension is prepared consisting of 50 mg of Streptavidin SPA beads (Amersham Life-Science) suspended in 2.5 mL of PBS (phosphate buffered saline). Immediately prior to running the assay a stop solution is prepared consisting of 480 μ L of the SPA bead suspension mixed with 6720 μ L of a solution consisting of 250 mM EDTA (pH 8.0) and 0.5% Bovine Serum Albumin (Fraction V, 96-99% albumin).

In some assays, to determine FPT IC₅₀, an assay mixture is prepared consisting of 480 μ L of assay buffer and 3052.8 μ L of water. This mixture is vortexed to homogeneity and 48 μ L of the Ras peptide is added. The mixture is vortexed and 15.36 μ L of FPP and 3.84 μ L of [³H]FPP are added and the mixture vortexed again. 37.5 μ L of this assay mixture and 2.5 μ L of a DMSO solution (at test concentration) of the compound being tested are then added to each well of a Costar polypropylene U-bottom microtiter plate. The plate is sonicated for 15 minutes at 37°C and then shaken for 15 minutes on a plate shaker. 10 μ L of the enzyme (recombinant Human farnesyl protein transferase) is added to each well using a Beckman Biomek 2000. The plate is incubated at room temperature for 20 minutes and then quenched with 75 μ L of the stop solution. 100 μ L of the quenched reaction mixture from each well is then transferred to a Wallac crosstalk-free microtiter plate using a Beckman Biomek 2000. Radioactivity is measured in a Wallac 1450 Microbeta plus liquid scintillation counter. Percent inhibition is calculated relative to an uninhibited control.

In some assays, to determine farnesyl transferase inhibition, an assay mixture is prepared consisting of 480 μ L of assay buffer, 3052.8 μ L of water and 240 μ L of DMSO. This mixture is vortexed to homogeneity and 48 μ L of the Ras peptide is added. The mixture is vortexed and 15.36 μ L of FPP and 3.84 μ L of [³H]FPP are added and the mixture vortexed again. 40 μ L of this assay mixture is then added to each well of a Costar polypropylene U-bottom microtiter plate, each well of which contains a dry sample of the compound being tested. The plate is sonicated for 15 minutes at 37°C and then shaken for 15 minutes on a plate shaker. 10 μ L of the enzyme (recombinant Human farnesyl protein transferase) is added to each well using a Beckman Biomek 2000. The plate is incubated at room temperature for 20 minutes and then quenched with 75 μ L of the stop solution. 100 μ L of the quenched reaction mixture from each well is then transferred to a Wallac crosstalk-free microtiter plate using a

Beckman Biomek 2000. Radioactivity is measured in a Wallac 1450 Microbeta plus liquid scintillation counter. Percent inhibition is calculated relative to an uninhibited control.

Using the above procedures the following results were obtained:

Compound Tested	FPT Inhibition IC ₅₀ in μ M	Activity in COS Cells Inhibition of RAS Processing IC ₅₀ in μ M	Cell Growth Inhibition MAT Assay	
			Tumor Cells IC ₅₀ in μ M	Normal Cells IC ₅₀ in μ M
EX 1	>100	---	---	---
EX 20, Step B	0.01-10	---	---	---
EX 21, Step B	0.01-10	---	---	---
EX 30	0.01-10	0	>50	>50
EX 31	0.01-10	0	12.5	18
EX 32-A	0.01-10	---	---	---
EX 32-B	0.01-10	---	---	---
EX 32-C	0.01-10	---	---	---
EX 33	0.01-10	---	---	---
EX 34	0.01-10	---	---	---
EX 36	0.01-10	0.01-10	1.6	>25
EX 37, Step C	0.01-10	0.01-10	3.1	18
Ex 38	0.01-10	0.01-10	---	---
EX 39, Step B	0.01-10	---	---	---
EX 39, Step C	0.01-10	0.01-10	<1.6	>25
EX 41	0.01-10	---	---	---
EX 43	0.01-10	---	---	---
EX 44	0.01-10	---	---	---
EX 46	0.01-10	---	---	---
EX 47	0.01-10	---	---	---
EX 48	10-100	---	---	---
EX 50	0.01-10	---	---	---
EX 51	0.01-10	---	---	---
EX 54	0.01-10	---	---	---
EX 55	0.01-10	---	---	---
EX 56	0.01-10	---	---	---
EX 56A	>100	---	---	---

For preparing pharmaceutical compositions from the compounds described by this invention, inert, pharmaceutically acceptable carriers can be either solid or liquid. Solid form preparations include powders, tablets, dispersible granules, capsules, cachets and suppositories. The
5 powders and tablets may be comprised of from about 5 to about 70 percent active ingredient. Suitable solid carriers are known in the art, e.g. magnesium carbonate, magnesium stearate, talc, sugar, lactose. Tablets, powders, cachets and capsules can be used as solid dosage forms suitable for oral administration.

10 For preparing suppositories, a low melting wax such as a mixture of fatty acid glycerides or cocoa butter is first melted, and the active ingredient is dispersed homogeneously therein as by stirring. The molten homogeneous mixture is then poured into convenient sized molds, allowed to cool and thereby solidify.

15 Liquid form preparations include solutions, suspensions and emulsions. As an example may be mentioned water or water-propylene glycol solutions for parenteral injection.

Liquid form preparations may also include solutions for intranasal administration.

20 Aerosol preparations suitable for inhalation may include solutions and solids in powder form, which may be in combination with a pharmaceutically acceptable carrier, such as an inert compressed gas.

Also included are solid form preparations which are intended to be converted, shortly before use, to liquid form preparations for either oral or
25 parenteral administration. Such liquid forms include solutions, suspensions and emulsions.

The compounds of the invention may also be deliverable transdermally. The transdermal compositions can take the form of creams, lotions, aerosols and/or emulsions and can be included in a transdermal
30 patch of the matrix or reservoir type as are conventional in the art for this purpose.

Preferably the compound is administered orally.

Preferably, the pharmaceutical preparation is in unit dosage form. In such form, the preparation is subdivided into unit doses containing
35 appropriate quantities of the active component, e.g., an effective amount to achieve the desired purpose.

The quantity of active compound in a unit dose of preparation may be varied or adjusted from about 0.1 mg to 1000 mg, more preferably from about 1 mg. to 300 mg, according to the particular application.

5 The actual dosage employed may be varied depending upon the requirements of the patient and the severity of the condition being treated. Determination of the proper dosage for a particular situation is within the skill of the art. Generally, treatment is initiated with smaller dosages which are less than the optimum dose of the compound. Thereafter, the dosage is increased by small increments until the optimum effect under the
10 circumstances is reached. For convenience, the total daily dosage may be divided and administered in portions during the day if desired.

The amount and frequency of administration of the compounds of the invention and the pharmaceutically acceptable salts thereof will be regulated according to the judgment of the attending clinician considering
15 such factors as age, condition and size of the patient as well as severity of the symptoms being treated. A typical recommended dosage regimen is oral administration of from 10 mg to 2000 mg/day preferably 10 to 1000 mg/day, in two to four divided doses to block tumor growth. The compounds are non-toxic when administered within this dosage range.

20 The following are examples of pharmaceutical dosage forms which contain a compound of the invention. The scope of the invention in its pharmaceutical composition aspect is not to be limited by the examples provided.

Pharmaceutical Dosage Form Examples

EXAMPLE A

Tablets

No.	Ingredients	mg/tablet	mg/tablet
1.	Active compound	100	500
2.	Lactose USP	122	113
3.	Corn Starch, Food Grade, as a 10% paste in Purified Water	30	40
4.	Corn Starch, Food Grade	45	40
5.	Magnesium Stearate	3	7
	Total	300	700

Method of Manufacture

Mix Item Nos. 1 and 2 in a suitable mixer for 10–15 minutes.

Granulate the mixture with Item No. 3. Mill the damp granules through a coarse screen (e.g., 1/4", 0.63 cm) if necessary. Dry the damp granules.

- 5 Screen the dried granules if necessary and mix with Item No. 4 and mix for 10–15 minutes. Add Item No. 5 and mix for 1–3 minutes. Compress the mixture to appropriate size and weigh on a suitable tablet machine.

EXAMPLE B**Capsules**

10

No.	Ingredient	mg/capsule	mg/capsule
1.	Active compound	100	500
2.	Lactose USP	106	123
3.	Corn Starch, Food Grade	40	70
4.	Magnesium Stearate NF	<u>7</u>	<u>7</u>
Total		253	700

Method of Manufacture

Mix Item Nos. 1, 2 and 3 in a suitable blender for 10-15 minutes.

Add Item No. 4 and mix for 1-3 minutes. Fill the mixture into suitable two-piece hard gelatin capsules on a suitable encapsulating machine.

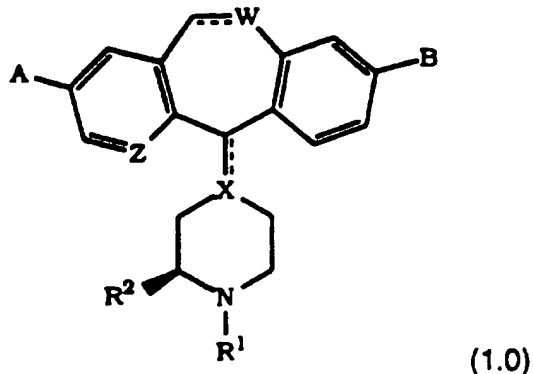
15

While the present invention has been described in conjunction with the specific embodiments set forth above, many alternatives, modifications and variations thereof will be apparent to those of ordinary skill in the art.

- 20 All such alternatives, modifications and variations are intended to fall within the spirit and scope of the present invention.

WHAT IS CLAIMED IS:

1. A compound of the formula



- 5 wherein:

A and B are independently selected from H, halo or C₁-C₆ alkyl;

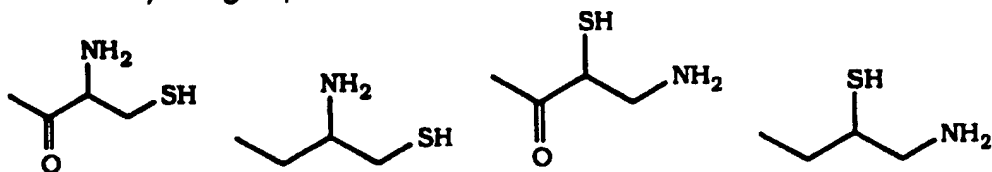
Z is N or CH;

W is CH, CH₂, O or S, wherein the dotted line to W represents a double bond which is present when W is CH;

- 10 X is C, CH or N, wherein the dotted line connecting X to the tricyclic ring system represents a double bond which is present when X is C;

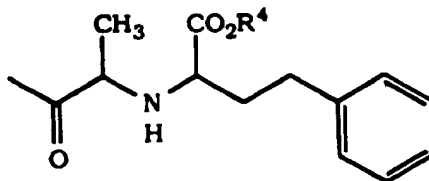
R¹ is selected from:

- 1) a group of the formula:

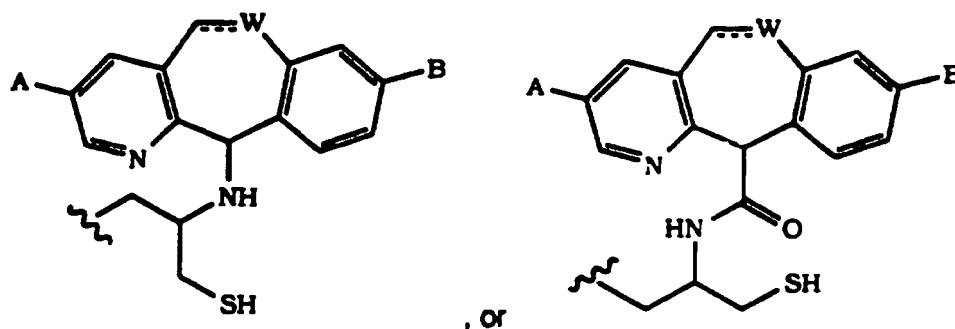


- 15 or disulfide dimers thereof;

- 2) a group of the formula:

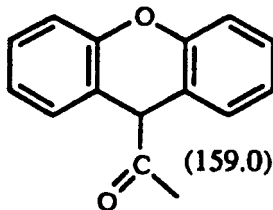


- 3) a group of the formula:



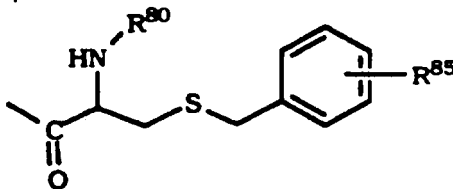
wherein W, A and B are as defined above;

4) a group of the formula:



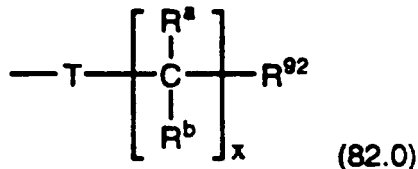
5

5) a group of the formula:



wherein R⁸⁰ is selected from H or -C(O)OR⁹⁰ wherein R⁹⁰ is a C₁-C₆ alkyl group, and R⁸⁵ is a C₁-C₆ alkoxy group; and

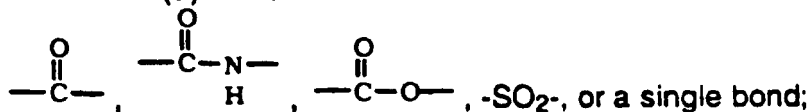
6) a group of the formula:



10

wherein:

(a) T is selected from:



(b) x is 0, 1, 2, 3, 4, 5 or 6;

15

(c) each R^a and each R^b is independently selected from H, aryl, alkyl, alkoxy, aralkyl, amino, alkylamino, heterocycloalkyl, -COOR⁶⁰, -NH(C(O))_zR⁶⁰ (wherein z is 0 or 1), or -(CH)_wS(O)_mR⁶⁰ (wherein w is 0, 1, 2 or 3, and m is 0, 1 or 2); or R^a and R^b taken together can represent cycloalkyl, =N·O-alkyl, =O or heterocycloalkyl with the proviso that for the same carbon, R^a is not selected from alkoxy, amino, alkylamino or

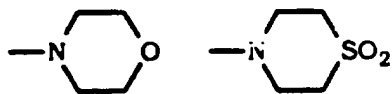
20

$-\text{NH}(\text{C}(\text{O}))_2\text{R}^{60}$ when R^b is selected from alkoxy, amino, alkylamino or $-\text{NH}(\text{C}(\text{O}))_2\text{R}^{60}$; and with the proviso that when T is a single bond, for the first carbon containing R^a and R^b , R^a and R^b are not selected from alkoxy, alkylamino, amino or $-\text{NHR}^{60}$; and

- 5 (d) R^{92} can represent H, alkyl, aryl, aryloxy, arylthio, aralkoxy, aralkyl, heteroaryl or heterocycloalkyl;
 R^{60} represents H, alkyl, aryl or aralkyl;
 R^4 is H or $\text{C}_1\text{-C}_6$ alkyl;
 R^2 is selected from: H, $-\text{C}(\text{O})\text{OR}^6$, $-\text{C}(\text{O})\text{NR}^6\text{R}^7$, $\text{C}_1\text{-C}_8$ alkyl, $\text{C}_2\text{-C}_8$
- 10 alkenyl, $\text{C}_2\text{-C}_8$ alkynyl, substituted ($\text{C}_1\text{-C}_8$)alkyl, substituted ($\text{C}_2\text{-C}_8$)alkenyl, substituted ($\text{C}_2\text{-C}_8$)alkynyl, wherein said substituted groups have one or more substituents selected from:
- 1) aryl, arylalkyl, heteroarylalkyl, heteroaryl, heterocycloalkyl, B-substituted aryl, B-substituted arylalkyl, B-substituted heteroarylalkyl,
- 15 B-substituted heteroaryl or B-substituted heterocycloalkyl, wherein B is selected from $\text{C}_1\text{-C}_4$ alkyl, $-(\text{CH}_2)_n\text{OR}^6$, $-(\text{CH}_2)_n\text{NR}^6\text{R}^7$ and halo;
- 2) $\text{C}_3\text{-C}_6$ cycloalkyl;
- 3) $-\text{OR}^6$;
- 4) $-\text{SH}$ or $-\text{S}(\text{O})_t\text{R}^6$;
- 20 5) $-\text{NR}^6\text{R}^7$;
- 6) $-\text{N}(\text{R}^6)\text{-C}(\text{O})\text{R}^7$;
- 7) $-\text{N}(\text{R}^6)\text{-C}(\text{O})\text{NR}^7\text{R}^{12}$;
- 8) $-\text{O-C}(\text{O})\text{NR}^6\text{R}^7$;
- 9) $-\text{O-C}(\text{O})\text{OR}^6$;
- 25 10) $-\text{SO}_2\text{NR}^6\text{R}^7$;
- 11) $-\text{N}(\text{R}^6)\text{-SO}_2\text{-R}^7$;
- 12) $-\text{C}(\text{O})\text{NR}^6\text{R}^7$;
- 13) $-\text{C}(\text{O})\text{OR}^6$; and

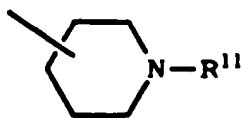
provided where R^1 is D, R^2 is not H, and where R^1 is D and R^2 is $\text{C}_1\text{-C}_8$

30 alkyl, the substituents on said alkyl group are not substituents 3), 4), 5), 9), or 13); D is $-\text{C}(\text{O})\text{-CH}_2\text{-R}^5$, $-\text{C}(\text{O})\text{-O-R}^5$ or $-\text{C}(\text{O})\text{-NH-R}^5$, wherein R^5 is pyridyl, pyridyl N-oxide,



or a piperidinyl group of the formula

- 125 -



wherein R¹¹ represents H, C₁-C₆ alkyl, haloalkyl or -C(O)-R⁹ wherein R⁹ is C₁-C₆ alkyl, C₁-C₆ alkoxy or -NH(R¹⁰) wherein R¹⁰ is H or alkyl, or the group -C(O)-R⁹ represents an acyl radical of a naturally occurring amino acid;

5 R⁶, R⁷ and R¹² are independently selected from H, C₁-C₄ alkyl, (C₃-C₆) cycloalkyl, aryl, arylalkyl, heteroaryl, heteroarylalkyl, heterocycloalkyl, substituted (C₁-C₄)alkyl, substituted (C₃-C₆)cycloalkyl, substituted aryl, substituted arylalkyl, substituted heteroaryl, substituted heteroarylalkyl or substituted heterocycloalkyl, wherein said substituted groups have one or more substituents selected from: C₁-C₄ alkoxy, aralkyl, heteroarylalkyl, -NO₂, C₃-C₁₀-alkoxyalkoxy, C₃-C₆ cycloalkyl, aryl, -CN, nitrophenyl, methylenedioxy-phenyl, heteroaryl, heterocycloalkyl, halo, -OH, -C(O)R¹⁴, -C(O)NR⁶R⁷, -N(R⁶)C(O)R¹⁴, -S(O)_tR¹⁴ or -NR⁹⁵R¹⁵;

10 provided that R⁶, R⁷ and R¹² are not -CH₂OH or -CH₂NR⁹⁵R¹⁵ when said R⁶, R⁷ or R¹² is directly bonded to a heteroatom, and further provided that R⁶ is not H for groups 4) and 9), and R⁷ is not H for group 6);

optionally, when R⁶ and R⁷ are bound to the same nitrogen, R⁶ and R⁷ together with the nitrogen to which they are bound, form a 5 to 7 membered heterocycloalkyl ring which optionally contains O, NR⁶, or S(O)_t wherein t is 0, 1 or 2;

15

optionally, when R⁷ and R¹² are bound to the same nitrogen, R⁷ and R¹² together with the nitrogen to which they are bound, form a 5 to 7 membered heterocycloalkyl ring which optionally contains O, NR⁶, or S(O)_t wherein t is 0, 1 or 2;

20

R⁹⁵ and R¹⁵ are independently H, C₁-C₄ alkyl or arylalkyl;

R¹⁴ is C₁-C₄ alkyl, aryl or arylalkyl;

n = 0, 1, 2, 3 or 4; and

t = 0, 1 or 2;

25 or pharmaceutically acceptable salts thereof.

2. The compound of Claim 1 wherein for R¹:

(a) T is selected from -C(O)-, -SO₂, or -C(O)-C(O)-;

(b) x is 0, 1, or 2;

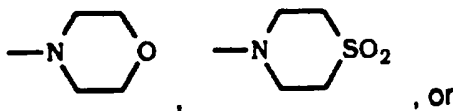
30

(c) R^a and R^b are independently selected from: (1) H; (2) $NH(C(O))_zR^{60}$ wherein z is 0 or 1, and R^{60} is alkyl; (3) $-(CH)_wS(O)_mR^{60}$ wherein w is 0, 1, 2 or 3, m is 0, 1 or 2, and R^{60} is alkyl; (4) alkyl; or (5) C_1-C_6 alkoxy; or (6) R^a and R^b taken together represent cycloalkyl; and

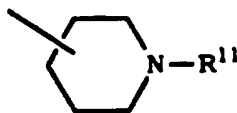
5 (d) R^{92} is selected from (1) H; (2) aryl; (3) substituted aryl; (4) aralkyl; (5) aryloxy; (6) arylthio; (7) alkyl; (8) heteroaryl; (9) substituted heteroaryl; (10) substituted heterocycloalkyl; or (11) substituted alkyl; and wherein R^2 is selected from: (1) $-C(O)NR^6R^7$, and (2) substituted alkyl wherein the substituent is $-C(O)NR^6R^7$; and

10 wherein for said R^2 groups R^6 and R^7 are selected from: (1) H; (2) substituted alkyl; (3) alkyl; (4) cycloalkyl; (5) heteroarylalkyl; and (6) aralkyl wherein said aryl group is substituted.

3. The compound of Claim 1 wherein R^1 is a group D, wherein D is $-C(O)-CH_2-R^5$, $-C(O)-O-R^5$ or $-C(O)-NH-R^5$, wherein R^5 is pyridyl, pyridyl N-oxide,



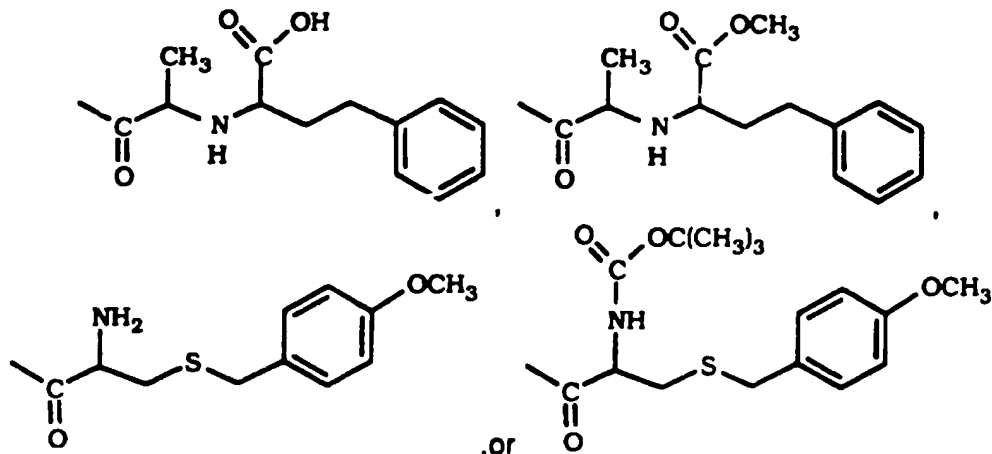
a piperidinyl group of the formula



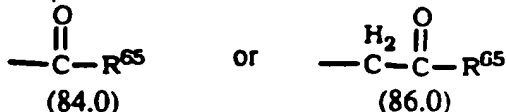
20 wherein R^{11} represents H, C_1-C_6 alkyl, haloalkyl or $-C(O)-R^9$ wherein R^9 is C_1-C_6 alkyl, C_1-C_6 alkoxy or $-NH(R^{10})$ wherein R^{10} is H or alkyl, or the group $-C(O)-R^9$ represents an acyl radical of a naturally occurring amino acid.

25 4. The compound of Claim 1 wherein R^1 is a group selected from a group of the formula: 101.0, 102.0, 103.0, 104.0, 105.0, 106.0, 107.0, 108.0, 109.0, 110.0, 112.0, 113.0, 115.0, 117.0, 118.0, 119.0, 120.0, 121.0, 122.0, 123.0, 124.0, 125.0, 127.0, 128.0, 129.0, 131.0, 132.0, 135.0, 136.0, 137.0, 138.0, 139.0, 140.0, 141.0, 142.0, 143.0,
30 145.0, 146.0, 147.0, 148.0, 149.0, 150.0, 151.0, 152.0, 153.0, 154.0, 155.0, 156.0, 157.0, 158.0, 159.0, 160.0, or 161.0.

5. The compound of Claim 1 wherein R^1 is a group selected from:



6. The compound of Claim 1 wherein R² is a group of formula

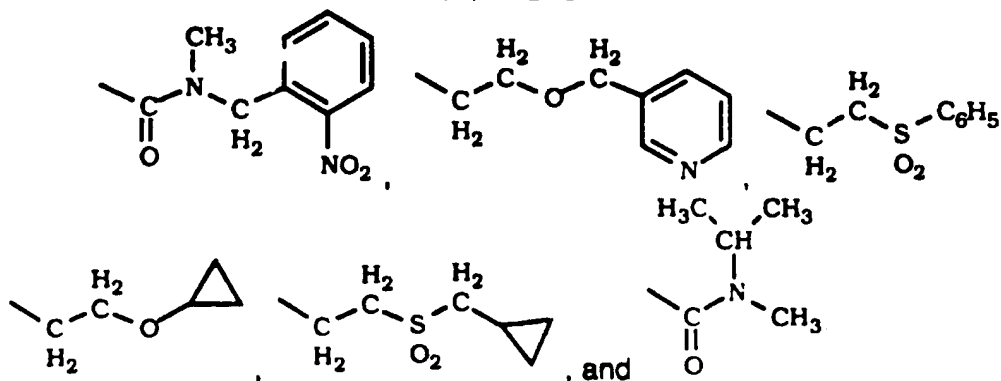


5

wherein R⁶⁵ is selected from a group of the formula: 201.0, 202.0, 203.0, 204.0, 205.0, 206.0, 207.0, 208.0, 209.0, 210.0, 211.0, 212.0, 213.0, 214.0, 215.0, 216.0, 217.0, 218.0, 219.0, 220.0, 221.0, 222.0, 223.0, 224.0, 225.0, 226.0, 227.0, 228.0, 229.0, 230.0, or 231.0; or

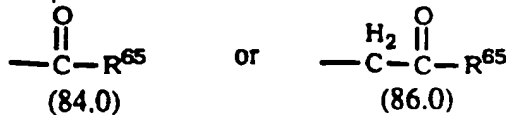
10

R² is selected from a group of the formula: CH₃(CH₂)₃-, C₆H₅CH₂-, CH₃O(CH₂)₂-, CH₃S(CH₂)₂-, CH₃O(CH₂)₃-, n-C₃H₇O(CH₂)₂-, CH₃CONH(CH₂)₄-, -CH₂OH, -C(O)OC₂H₅.



15

7. The compound of Claim 4 wherein R² is a group of formula



wherein R⁶⁵ is selected from a group of the formula: 201.0, 202.0, 203.0, 204.0, 205.0, 206.0, 207.0, 208.0, 209.0, 210.0, 211.0, 212.0, 213.0,

214.0, 215.0, 216.0, 217.0, 218.0, 219.0, 220.0, 221.0, 222.0, 223.0,
224.0, 225.0, 226.0, 227.0, 228.0, 229.0, 230.0, or 231.0.

8. The compound of any of Claims 1-7 wherein A is selected
5 from H or halo, B is halo, and Z is N.

9. The compound of Claim 8 wherein A is H and B is Cl, or A is
Br and B is Cl.

10 10. The compound of Claim 9 wherein W is -CH₂.

11. A compound selected from a compound of example: 20 Step
B, 21 Step B, 30, 31, 32, 32-A, 32-B, 32-C, 33, 34, 36, 37, 38, 39 Step B,
39 Step C, 41, 43, 44, 46, 47, 50, 51, 54, 55, or 56 Step B.

15

12. A method for inhibiting the abnormal growth of cells
comprising administering an effective amount of a compound of claim 1.

13. The method of Claim 12 wherein the cells inhibited are tumor
cells expressing an activated ras oncogene.

20

14. The method of Claim 12 wherein the cells inhibited are
pancreatic tumor cells, lung cancer cells, myeloid leukemia tumor cells,
thyroid follicular tumor cells, myelodysplastic tumor cells, epidermal
carcinoma tumor cells, bladder carcinoma tumor cells or colon tumors
cells.

25

15. The method of Claim 12 wherein the inhibition of the
abnormal growth of cells occurs by the inhibition of farnesyl protein
transferase.

16. The method of Claim 12 wherein the inhibition is of tumor
cells wherein the Ras protein is activated as a result of oncogenic
30 mutation in genes other than the Ras gene.

17. A pharmaceutical composition for inhibiting the abnormal
growth of cells comprising an effective amount of compound of Claim 1 in
combination with a pharmaceutically acceptable carrier.

18. The use of a compound of Claim 1 for inhibiting the
35 abnormal growth of cells.

19. The use of a compound of Claim 1 for the manufacture of a
medicament for the inhibition of the abnormal growth of cells.

INTERNATIONAL SEARCH REPORT

International Application No
PCT/US 96/04172

A. CLASSIFICATION OF SUBJECT MATTER
IPC 6 C07D221/16 A61K31/435 C07D401/04 C07D491/04 C07D405/12
C07D401/12

According to International Patent Classification (IPC) or to both national classification and IPC

B. FIELDS SEARCHED

Minimum documentation searched (classification system followed by classification symbols)
IPC 6 C07D

Documentation searched other than minimum documentation to the extent that such documents are included in the fields searched

Electronic data base consulted during the international search (name of data base and, where practical, search terms used)

C. DOCUMENTS CONSIDERED TO BE RELEVANT

Category *	Citation of document, with indication, where appropriate, of the relevant passages	Relevant to claim No.
X	WO,A,92 06970 (SCHERING CORP) 30 April 1992 see claims ---	1-11
X	WO,A,92 00293 (SCHERING CORP) 9 January 1992 see claims ---	1-11
X	US,A,4 282 233 (VILANI FRANK J) 4 August 1981 see the whole document ---	1-11
X	EP,A,0 556 813 (HOKURIKU PHARMACEUTICAL) 25 August 1993 see claims ---	1-11
	-/--	

Further documents are listed in the continuation of box C.

Patent family members are listed in annex.

* Special categories of cited documents :

- *A* document defining the general state of the art which is not considered to be of particular relevance
- *E* earlier document but published on or after the international filing date
- *L* document which may throw doubts on priority claim(s) or which is cited to establish the publication date of another citation or other special reason (as specified)
- *O* document referring to an oral disclosure, use, exhibition or other means
- *P* document published prior to the international filing date but later than the priority date claimed

- *T* later document published after the international filing date or priority date and not in conflict with the application but cited to understand the principle or theory underlying the invention
- *X* document of particular relevance; the claimed invention cannot be considered novel or cannot be considered to involve an inventive step when the document is taken alone
- *Y* document of particular relevance; the claimed invention cannot be considered to involve an inventive step when the document is combined with one or more other such documents, such combination being obvious to a person skilled in the art.
- *&* document member of the same patent family

Date of the actual completion of the international search

Date of mailing of the international search report

26 July 1996

-7.08.96

Name and mailing address of the ISA

European Patent Office, P.B. 5818 Patentlaan 2
NL - 2280 HV Rijswijk
Tel. (+ 31-70) 340-2040, Tx. 31 651 epo nl,
Fax (+ 31-70) 340-3016

Authorized officer

Henry, J

INTERNATIONAL SEARCH REPORT

International Application No
PCT/US 96/04172

C.(Continuation) DOCUMENTS CONSIDERED TO BE RELEVANT		
Category *	Citation of document, with indication, where appropriate, of the relevant passages	Relevant to claim No.
X	EP,A,0 495 484 (SS PHARMACEUTICAL CO) 22 July 1992 see claims ---	1-11
X	EP,A,0 396 083 (SCHERING CORP) 7 November 1990 see claims ---	1-11
X	EP,A,0 341 860 (SCHERING CORP) 15 November 1989 see claims ---	1-11
X	EP,A,0 270 818 (SCHERING CORP) 15 June 1988 see claims ---	1-11
X	WO,A,92 11034 (WELLCOME FOUND) 9 July 1992 cited in the application see claims ---	1,12-19
P,X	WO,A,95 10514 (SCHERING CORP) 20 April 1995 see claims ---	1-19
P,X	WO,A,95 10515 (SCHERING CORP) 20 April 1995 see claims ---	1-19
P,X	WO,A,95 10516 (SCHERING CORP) 20 April 1995 see claims -----	1-19

1

INTERNATIONAL SEARCH REPORT

International application No.

PCT/US96/04172

Box I Observations where certain claims were found unsearchable (Continuation of item 1 of first sheet)

This international search report has not been established in respect of certain claims under Article 17(2)(a) for the following reasons:

1. Claims Nos.:
because they relate to subject matter not required to be searched by this Authority, namely:
Although claims 12-16 and 18 are directed to a method of treatment of the human body the search has been carried out and based on the alleged effects of the compounds.
2. Claims Nos.:
because they relate to parts of the international application that do not comply with the prescribed requirements to such an extent that no meaningful international search can be carried out, specifically:
3. Claims Nos.:
because they are dependent claims and are not drafted in accordance with the second and third sentences of Rule 6.4(a).

Box II Observations where unity of invention is lacking (Continuation of item 2 of first sheet)

This International Searching Authority found multiple inventions in this international application, as follows:

1. As all required additional search fees were timely paid by the applicant, this international search report covers all searchable claims.
2. As all searchable claims could be searched without effort justifying an additional fee, this Authority did not invite payment of any additional fee.
3. As only some of the required additional search fees were timely paid by the applicant, this international search report covers only those claims for which fees were paid, specifically claims Nos.:
4. No required additional search fees were timely paid by the applicant. Consequently, this international search report is restricted to the invention first mentioned in the claims; it is covered by claims Nos.:

Remark on Protest

- The additional search fees were accompanied by the applicant's protest.
- No protest accompanied the payment of additional search fees.

INTERNATIONAL SEARCH REPORT

Information on patent family members

International Application No

PCT/US 96/04172

Patent document cited in search report	Publication date	Patent family member(s)	Publication date
WO-A-9206970	30-04-92	AU-B- 8854091	20-05-92
		CA-A- 2093646	11-04-92
		EP-A- 0552245	28-07-93
		US-A- 5416087	16-05-95

WO-A-9200293	09-01-92	AT-T- 126226	15-08-95
		AU-B- 646878	10-03-94
		AU-B- 8225291	23-01-92
		CA-A- 2085878	23-12-91
		DE-D- 69112061	14-09-95
		DE-T- 69112061	14-12-95
		EP-A- 0535152	07-04-93
		IL-A- 98572	31-07-95
		JP-B- 7061998	05-07-95
		US-A- 5422351	06-06-95

US-A-4282233	04-08-81	AT-T- 9695	15-10-84
		AU-B- 543054	28-03-85
		AU-B- 7186281	24-12-81
		CA-A- 1160230	10-01-84
		DK-B- 169817	06-03-95
		EP-A- 0042544	30-12-81
		JP-C- 1506964	13-07-89
		JP-A- 57035586	26-02-82
		JP-B- 63055513	02-11-88
		LU-A- 88359	04-05-94
		US-A- 4355036	19-10-82
		US-A- 4560688	24-12-85
		US-A- 4831042	16-05-89

EP-A-0556813	25-08-93	AU-B- 655869	12-01-95
		AU-B- 3309793	26-08-93
		CA-A- 2089207	21-08-93
		JP-A- 6192263	12-07-94
		US-A- 5334594	02-08-94

EP-A-0495484	22-07-92	CA-A- 2059363	19-07-92
		JP-A- 5059040	09-03-93
		JP-B- 6076403	28-09-94
		US-A- 5231101	27-07-93

INTERNATIONAL SEARCH REPORT

Information on patent family members

International Application No

PCT/US 96/04172

Patent document cited in search report	Publication date	Patent family member(s)	Publication date
EP-A-0396083	07-11-90	US-A- 5089496	18-02-92
		AT-T- 114650	15-12-94
		AU-B- 643946	02-12-93
		AU-B- 5642090	29-11-90
		CA-A- 2053903	02-11-90
		DE-D- 69014393	12-01-95
		DE-T- 69014393	01-06-95
		EP-A- 0471750	26-02-92
		ES-T- 2064520	01-02-95
		IL-A- 94258	07-10-94
		JP-T- 4504724	20-08-92
		KR-B- 9509859	29-08-95
		OA-A- 9521	15-11-92
		WO-A- 9013548	15-11-90
		US-A- 5151423	29-09-92
		US-A- 5438062	01-08-95

EP-A-0341860	15-11-89	AT-T- 108453	15-07-94
		AU-B- 629835	15-10-92
		AU-B- 3734489	24-11-89
		DE-D- 68916699	18-08-94
		DE-T- 68916699	01-12-94
		EP-A- 0411048	06-02-91
		ES-T- 2056214	01-10-94
		FI-B- 96690	30-04-96
		JP-B- 6078315	05-10-94
		JP-T- 3504012	05-09-91
		KR-B- 9504004	22-04-95
		NO-B- 175480	11-07-94
		OA-A- 9629	30-04-93
		WO-A- 8910369	02-11-89
		US-A- 5104876	14-04-92

EP-A-0270818	15-06-88	US-A- 4826853	02-05-89
		AT-T- 116310	15-01-95
		AU-B- 7285991	30-05-91
		AU-B- 604285	13-12-90
		AU-B- 8336287	25-05-88
		CA-A- 1305147	14-07-92
		CA-A- 1321589	24-08-93

INTERNATIONAL SEARCH REPORT

Information on patent family members

International Application No
PCT/US 96/04172

Patent document cited in search report	Publication date	Patent family member(s)	Publication date
EP-A-0270818		DE-D- 3750929	09-02-95
		DE-T- 3750929	01-06-95
		EP-A- 0330673	06-09-89
		EP-A- 0685476	06-12-95
		ES-T- 2068179	16-04-95
		FI-B- 96768	15-05-96
		JP-B- 6078316	05-10-94
		JP-T- 2500910	29-03-90
		OA-A- 9546	31-01-93
		WO-A- 8803138	05-05-88
		US-A- 5089496	18-02-92
		US-A- 5438062	01-08-95
		ZA-A- 8708128	29-04-88

WO-A-9211034	09-07-92	AT-T- 139447	15-07-96
		AU-B- 665341	04-01-96
		AU-B- 9062691	22-07-92
		CA-A- 2098198	18-06-92
		DE-D- 69120430	25-07-96
		EP-A- 0563134	06-10-93
		JP-T- 6504772	02-06-94
		US-A- 5416091	16-05-95

WO-A-9510514	20-04-95	AU-B- 7970294	04-05-95
		CA-A- 2173963	20-04-95

WO-A-9510515	20-04-95	AU-B- 7930994	04-05-95
		CA-A- 2174105	20-04-95

WO-A-9510516	20-04-95	AU-B- 7970394	04-05-95
		CA-A- 2174104	20-04-95
